

# 3W/ft. Indoor Continuous COB LED Tape Light



Ambio™ E30CB-24 is an Indoor LED Tape Light with 3W/ft and an industry leading 93+CRI. The product is designed to add light to coves, undercabinets and other niches while staying invisibly tucked away due to the products low profile. Factory custom cuts for hassle free projects. Standard rolls available.


## Features

- Dimmable with ELCO dimmable drivers
- 3M Tape backing for easy installation
- Available in custom cuts and 100 foot rolls
- Field cuttable every 1 25/32"
- Max run of 16 feet
- Strip width of 8mm (5/16")

## Specifications

|                    |                 |
|--------------------|-----------------|
| <b>Wattage</b>     | 3W              |
| <b>Lumens</b>      | 245 lm - 275 lm |
| <b>Voltage</b>     | 24V             |
| <b>Color Temp.</b> | 2700K - 4000K   |
| <b>Lamp Type</b>   | LED             |
| <b>CRI</b>         | 93+             |

## Dimensions



## Technical Details

**Construction:** Specification grade LED Tape light with premium 3M tape backing for architectural applications. Available in custom cuts and 100 ft. roll.

**Installation:** 3M tape backing allows for quick and easy adhesion to flat surface.

**Aluminum Channels:** Compatible with ELCO: EUD31, EUD32, EUD33, EUD34, EUD35, EUD36, and EUD37.

**Electrical:** Input Voltage: 24V DC. Input Power: 3W/ft

### LED Technology:

- Extremely accurate color rendering with 93+ CRI
- Lumen Maintenance of 50,000 hours L70 Life based on LM80 standardized test results
- Available in various CCT options. For additional options please consult factory.

**Dimmability:** Dimmable with compatible 24V DC dimmable drivers

**Listings:** cUL Listed. RoHS Compliant. ENERGY STAR® Certified. California Title 24 JA8-2016- E.

**Warranty:** ELCO Products are built to last with a 5-year Limited Warranty.

## Product Numbers

| Item                | Description  | Lamp type | Lumens | CCT   | Watts | Voltage |
|---------------------|--------------|-----------|--------|-------|-------|---------|
| <b>E30CB-2427</b>   | Custom Cut   | LED       | 245 lm | 2700K | 3W    | 24V     |
| <b>E30CB-2430</b>   | Custom Cut   | LED       | 260 lm | 3000K | 3W    | 24V     |
| <b>E30CB-2440</b>   | Custom Cut   | LED       | 275 lm | 4000K | 3W    | 24V     |
| <b>E30CB2427100</b> | 100 ft. Reel | LED       | 245 lm | 2700K | 3W    | 24V     |
| <b>E30CB2430100</b> | 100 ft. Reel | LED       | 260 lm | 3000K | 3W    | 24V     |
| <b>E30CB2440100</b> | 100 ft. Reel | LED       | 275 lm | 4000K | 3W    | 24V     |

## Product Number Builder Example: E30CB-2427

3W Indoor Continuous COB LED Tape Light

-

Voltage

Color Temp.

-

Length

**E30CB**






-

24 24V

27 2700K  
30 3000K  
40 4000K

-

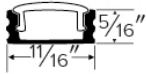
Custom Cut  
100 100 ft. Reel

# Compatible Products



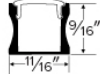
For use with 1.5W/ft Indoor LED Tape Lights

## Aluminum Channels



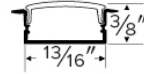
**Shallow Mount LED Aluminum Channel**

| CAT NO. | SPECIFICATIONS     |
|---------|--------------------|
| EUD31-8 | 8' Channel         |
| EUD31   | Custom Cut Channel |



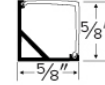
**Deep Mount LED Aluminum Channel**

| CAT NO. | SPECIFICATIONS     |
|---------|--------------------|
| EUD32-8 | 8' Channel         |
| EUD32   | Custom Cut Channel |



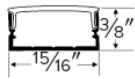
**Recessed Mount LED Aluminum Channel**

| CAT NO. | SPECIFICATIONS     |
|---------|--------------------|
| EUD33-8 | 8' Channel         |
| EUD33   | Custom Cut Channel |



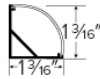
**Square Corner Mount LED Aluminum Channel**

| CAT NO. | SPECIFICATIONS     |
|---------|--------------------|
| EUD34-8 | 8' Channel         |
| EUD34   | Custom Cut Channel |



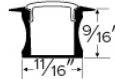
**Surface Mount LED Aluminum Channel**

| CAT NO. | SPECIFICATIONS     |
|---------|--------------------|
| EUD35-8 | 8' Channel         |
| EUD35   | Custom Cut Channel |



**Round Corner Mount LED Aluminum Channel**

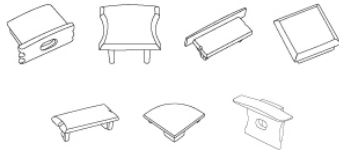
| CAT NO. | SPECIFICATIONS     |
|---------|--------------------|
| EUD36-8 | 8' Channel         |
| EUD36   | Custom Cut Channel |



**Shallow Recessed Mount LED Aluminum Channel**

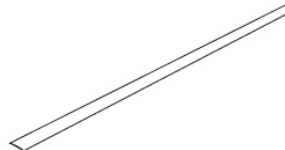
| CAT NO. | SPECIFICATIONS     |
|---------|--------------------|
| EUD37-8 | 8' Channel         |
| EUD37   | Custom Cut Channel |

## Aluminum Channels Accessories



**End Caps (Set of 2)**

| CAT NO. | SPECIFICATIONS |
|---------|----------------|
| EUDEN31 | For EUD31      |
| EUDEN32 | For EUD32      |
| EUDEN33 | For EUD33      |
| EUDEN34 | For EUD34      |
| EUDEN35 | For EUD35      |
| EUDEN36 | For EUD36      |
| EUDEN37 | For EUD37      |



**Lenses (8 feet long)**

| CAT NO. | SPECIFICATIONS    |
|---------|-------------------|
| EUDL31  | For EUD31, 32, 37 |
| EUDL33  | For EUD33         |
| EUDL34  | For EUD34         |
| EUDL35  | For EUD35         |
| EUDL36  | For EUD36         |



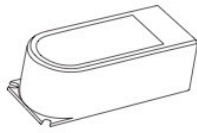
**Mounting Clips (Set of 2)**

| CAT NO. | SPECIFICATIONS |
|---------|----------------|
| EUDMT31 | For EUD31      |
| EUDMT32 | For EUD32      |
| EUDMT33 | For EUD33      |
| EUDMT34 | For EUD34      |
| EUDMT35 | For EUD35      |
| EUDMT36 | For EUD36      |
| EUDMT37 | For EUD37      |

# Compatible Products

For Tape Lights

## LED Drivers



### Electronic Low Voltage Dimmable Driver

No minimum load.  
24V DC Output, 120V Input

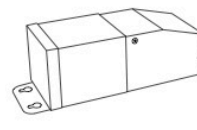
| CAT NO.    | SPECIFICATIONS |
|------------|----------------|
| DRVE24V60W | 60W            |



### Magnetic Low Voltage Dimmable Driver (Small)

Indoor and outdoor use.  
24V DC Output, 120V Input  
3 1/16" W x 1 3/8" H x 6" L

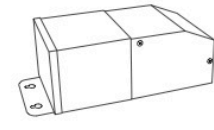
| CAT NO.    | SPECIFICATIONS |
|------------|----------------|
| DRVM24V20W | 20W            |
| DRVM24V40W | 40W            |



### Magnetic Low Voltage Dimmable Driver (Medium)

Indoor and outdoor use.  
24V DC Output, 120V Input  
3 1/16" W x 2 7/8" H x 8 5/8" L

| CAT NO.    | SPECIFICATIONS |
|------------|----------------|
| DRVM24V60W | 60W            |



### Magnetic Low Voltage Dimmable Driver (Large)

Outdoor and wall mount use only  
24V DC Output, 120V Input  
4 1/8" W x 3 3/8" H x 9 1/4" L

| CAT NO.     | SPECIFICATIONS |
|-------------|----------------|
| DRVM24V100W | 100W           |
| DRVM24V150W | 150W           |
| DRVM24V200W | 200W           |
| DRVM24V300W | 300W           |



### Constant Voltage LED Driver

24V DC Output, 120V-277V Input

| CAT NO. | SPECIFICATIONS |
|---------|----------------|
| DRV60W  | 60W            |
| DRV100W | 100W           |



### 0-10V Dimmable Driver

24V DC Output, 120V-277V Input

| CAT NO.   | SPECIFICATIONS |
|-----------|----------------|
| DRV30W-10 | 30W            |
| DRV60W-10 | 60W            |
| DRV96W-10 | 96W            |



### Lutron™ Hi-Lume 1% LED Driver

Continuous flicker free dimming from 100% to 1%. Inrush current limiting circuitry. 120V - 277V

| CAT NO.  | SPECIFICATIONS         |
|----------|------------------------|
| DRVLT40W | (40W) Triac            |
| DRVL340W | (40W) Lutron Ecosystem |

### Lutron™ Hi-Lume Premiere 0.1% Dimming LED Driver

Continuous flicker free dimming from 100% to 1%. Inrush current limiting circuitry. 120V - 277V

| CAT NO.  | SPECIFICATIONS         |
|----------|------------------------|
| DRVL396W | (96W) Lutron Ecosystem |



### Dimmer with Built-in Driver

Combinational dimmer and driver in one. Single pole preset dimmer with on/off button. 24V DC Output, 120V Input

| CAT NO. | SPECIFICATIONS |
|---------|----------------|
| DIMTP2  | 100W           |