

3" Tunable White Koto™ IC Airtight Housing

120/277V AC/50-60Hz. Must be used with Tunable White Koto™ LED Light Engines (ELK19TWD Series).



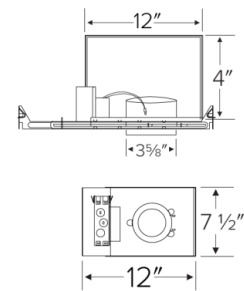
Features

- IC Airtight for direct contact with insulation.
- 120/277V AC/50-60Hz universal input voltage
- Smooth, flicker-free dimming and CCT tuning
- Dimmable to 0.1%, dim to dark
- E35KT10 (1000 lm, 14W) 4" Height
- E35KT12 (1250 lm, 18.3W) 5½" Height
- Control Modules Ordered Separately
- Damp location rated and wet location rated for wet location trims

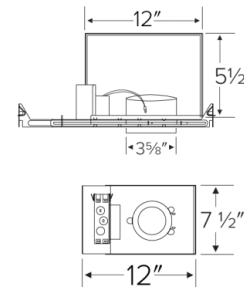
Specifications

| | |
|----------------------|------------------------------|
| Wattage | 14W - 18.3W |
| Lumens | 1000 lm - 1250 lm |
| Voltage | 120/277V AC |
| Dimmable | 0-10V |
| Lamp Type | LED |
| Wet Location | Rated for wet location trims |
| Damp Location | Rated |

E35KT10 Dimensions



E35KT12 Dimensions



Technical Details

Construction: Double Wall IC Rated for direct contact with insulation. For use in IC and Non-IC conditions. Up to 1100 lumens. Housing adjusts in frame to accommodate up to 1 1/2" ceiling thickness. Airtight housing with gasket to restrict airflow in accordance with ASTM E-283 air-tight requirements.

Installation: Designed for ceiling plenums where 2x6 joists or taller are used. High strength hanger bars can easily be nailed to joists. Suitable for T-grid and drop ceiling applications. See installation sheet for detailed information. For use with ELCO Tunable White Koto™ LED Light Engines (ELK19TWD Series)

Junction Box: Positioned to accommodate straight conduit runs. Two 3/4" knockouts, Seven 1/2" trade size conduit knockouts, One 3/8" knockout. Four Pry-out knockout slots for easy romex installation.

Hanger Bars: Pre Installed hanger bars with True Nail easy installation in regular lumber, engineered lumber, and Laminated Beams. Integral T-bar slots for easy installation in T-Bars. Spans up 24" and can be repositioned 90°. Score lines allow for tool-free hanger bar size reduction. Integral leveling flange allows for single-person installation while easily aligning the housings with the joists.

Electrical: Driver is rated for 120V and 277V input (120/277V). High Efficiency driver with a power factor > 0.95.

Driver Options:

- **Standard:** Integrated dual-channel 0-10V Dimming, no control module required
- **elDoLED:** Integrated dual channel 0-10V Dimming, no control module required
- **Control Ready:** For use with control module options, ethernet cables and connectors purchased separately
- **Lutron:** Integrated dual channel 0-10V Dimming, no control module required
- **AmbienTech:** Includes control module, compatible with AmbienTech ecosystem only

Dimmability: 0-10V dimming in one driver. 0-10V dimming down to 5% with a compatible dimmer. Can be specified with Lutron drivers for 0.1% and 1% dimming. For a full list of dimmers refer to the Dimmer Compatibility List.

Product Numbers

| Item | Description | Lamp type | Lumens | Watts | Voltage | Dimming |
|-------------|---------------------|-----------|---------|-------|-------------|---------|
| E35KT10ICAD | IC Airtight Housing | LED | 1000 lm | 14W | 120/277V AC | 0-10V |
| E35KT12ICAD | IC Airtight Housing | LED | 1250 lm | 18.3W | 120/277V AC | 0-10V |

Product Number Builder

Example: **E35KT10ICAD**

3" Tunable White Koto™ IC
Airtight Housing

E35KT

Lumens

- 10** 1000 (14W)
- 12** 1250 (18.3)

IC Rated

ICA IC Airtight Housing

Driver

- D** Standard
- ED** eldoLED
- C** Control Ready
- L** Lutron
- A** AmbienTech

Compatible Products

For use with Dedicated 3" & 4" Koto Tunable White Housings



Control Modules Features

- Requires control ready housing
- Seamless device commissioning
- Rules setting and supervision
- Data gathering on usage, locations, users, time of day
- Automation based on users and sensors
- Firmware updates over the air
- Customizable and integration-ready APIs
- Control module required per housing

Wireless Control Modules for Tunable White Koto™



Technology Partner
SILVAIR

ETW3SL

- iOS app and web portal interface options
- Energy usage monitoring
- Ecosystem with sensors, switches



WIZ CONNECTED

ETW3WZ

- iOS app, Android app, and web portal interface options
- Predictive Maintenance
- Ecosystem with sensors and switches, lamps and luminaires



WISILICA

ETW3WS

- iOS app, Android app, and web portal interface options
- Energy usage monitoring
- Predictive Maintenance
- Ecosystem with sensors, switches, gateways

Wired Control Protocol for Tunable White Koto™

**Wired control devices required*



DALI 2

ETW3DL

- DALI-2 DT8 certified
- Two-channel control of color temperature and intensity
- Commission and manage lighting fixtures via DALI2 DT8 certified controller



0-10V

ETW310V

- 0-10V Control Module is compatible with industry standard 0-10V, 1-10V current sourcing or current sinking wired control devices. The Control Module provides for two-channel control of color temperature and intensity

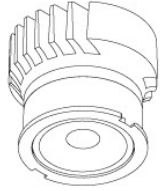
Requires Control Ready Housing Option. One Control module required per housing
*Control Modules Order Separately

Compatible Products



For use with Dedicated 3" Tunable White Koto™ IC LED Housings

Koto™ LED Module



Tunable White
Koto™ LED Module
ELK19

| PRODUCT NUMBER BUILDER | | |
|------------------------|-------------------|-----------------------------|
| Koto™ LED Module | Color Temperature | Beam Angle |
| ELK19 | | |
| TWD | 2700K - 5000K | (blank) 38° lens (Standard) |
| T41D | 1800K - 4000K | -S 18° lens |
| T62D | 2700K - 6500K | -N 25° lens |
| | | -W 60° lens |

ACCESSORIES



Lens

- EP731C 18° Lens
- EP732C 25° Lens
- EP733C 38° Lens
- EP734C 60° Lens

EP732C, EP733C, EP734C Included



Snoot

- L50W White
- L50B Black



Secondary Optics

- L45 Hex Louver
- L46 Linear Lens
- L47 Spread Louver
- L49 Frosted Lens
- L51 Color Shifter

3" Pex™ Twist-On Trims



Deep Reflector

ELK3618

Finishes:
(W, BB, BZ, B, C, H)



Adjustable Gimbal

ELK3629

Finishes:
(W, BB, BZ, B, C, H)



Adj. Reflector Wall Wash

ELK3622

Finishes:
(W)



Adjustable Pinhole

ELK3627

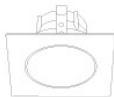
Finishes:
(B, BB, BZ)



Adjustable Baffle

ELK3693

Finishes:
(W)



Sq. Deep Reflector

ELK3318

Finishes:
(W, BB, BZ, B, C, H)



Sq. Adjustable Gimbal

ELK3329

Finishes:
(W, BB, BZ, B, C, H)



Sq. Adjustable Pinhole

ELK3327

Finishes:
(B, BB, BZ)



Sq. Adjustable Baffle

ELK3393

Finishes:
(W)



Square Reflector

ELK3341

Finishes:
(W, B, BB, BZ)

*Finishes: **W** - All White, **BB** - All Black, **BZ** - All Bronze, **B** - Black Reflector w/White Ring, **C** - Chrome Reflector w/White Ring, **H** - Haze Reflector w/White Ring

Compatible Products

For use with Dedicated 3" Tunable White Koto™ IC LED Housings

3" Pex™ Trimless



Spackle Frame
EL3SFR



Adjustable Trimless Reflector
ELK315
Finishes:
(W, B, H)

3" Knife Edge Wood Ceiling Trim • For use with ELK315



Round Adaptor with Mounting Clips
EL3WCR
Finishes:
(W, B)

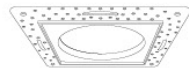


Adjustable Trimless Reflector
ELK315
Finishes:
(W, B, H)

3" Flush Mount Trim Adaptors • For use with ELK36 & ELK33 Trims

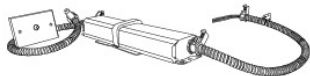


Round Flush Mount
EL3FMR



Square Flush Mount
EL3FMS

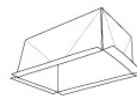
3" Accessories



Emergency Battery Backup



Fire Cover



Fire Enclosure



Mica Fire Tape

| CAT NO. | SPECIFICATIONS |
|---------|----------------|
| KEM-LD5 | 8W, 120/277V |

* Requires access from above

| CAT NO. | SPECIFICATIONS |
|---------|---------------------|
| FIRECVR | 9 3/4" H x 17" O.D. |

| CAT NO. | SPECIFICATIONS |
|------------|-------------------------------|
| FIREENCL | 20 3/8" L x 14 3/8" W |
| FIREENCL-S | Shallow, 16" L x 14 3/8" W |

| CAT NO. | SPECIFICATIONS |
|----------|----------------|
| FIRETAPE | 3/4" W x 16' L |