

3" Square Pinhole Light Engine



Features

- High efficacy LED module.
- Triac/ELV/0-10V dimming.
- Must be used with ELCO 3" Cedar™ System Housings.
- Frosted acrylic module lens for even lumen distribution.
- Life span of 50,000 hours L70.
- USA designed and assembled.
- Limited 5 year warranty.
- 2 at the end of the item number denotes Generation 2. Please note Gen 2 and Gen 1 are not cross compatible.

Specifications

Wattage	11W
Lumens	1000 lm
Color Temp.	SunsetK
Lamp Type	LED
Beam Angle	60°
CRI	93+
Damp Location	Listed

Options



All White



Black with White Trim



Chrome with White Trim



All Bronze



All Black

Technical Details

Optics: Frosted polycarbonate module lens diffuses light evenly throughout while reducing glare with LED technology.

Trim Construction: Reflector is two piece trim for maximum color versatility. Design allows for minimal glare and a strong glare cut-off. Trim is constructed of metal for lasting durability.

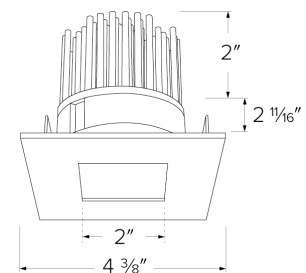
Installation: Must be installed on a Cedar™ System housing with compatible lumen rating. Frames are available for New Construction and Remodel as IC or non-IC.

LED Technology:

- Extremely accurate Color Rendering Index of 93+.
- Efficacy of 97 lumens per watt.
- Lumen Maintenance of 50,000 hours L70 Life based on LM80 standardized test results.
- Superior Thermal Management by utilizing ELCO Red heat sink.
- Instant On to Full Brightness technology.
- No LED pixilation.

Sunset: Sunset color temperature is our dim-to-warm LED technology that allows the color temperature to become warmer as the product is dimmed. Our SUNSET items start at 3000K and go as low as 1800K when dimmed. For Sunset dim technology be sure to order an item with "Sunset" in the Color Temperature (CCT) attribute.

Listings: cUL Listed for Wet Location. RoHS Compliant.



Product Number Builder Example: E315C0827W2

ELCO Cedar 3"
Square Pinhole

E315C

Lumen

- 08** 850 lm
- 10** 1000 lm

Color Temp

- 27** 2700K
- 30** 3000K
- 35** 3500K
- 40** 4000K
- 50** 5000K
- SD** Sunset ¹

Finish

- W** All White
- B** Black with White Trim
- C** Chrome with White Trim
- BZ** All Bronze
- BB** All Black

Generation

- 2** Gen 2
- 1** Gen 1

Beam Angle

- 60°** lens
- F** 38° lens
- N** 24° lens
- S** 15° lens

¹ Sunset, Dim to Warm technology, automatically transitions from 3000K to 1800K when dimmed

Compatible Products

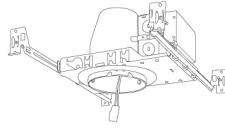
For use with 3" Cedar™ Light Engines

3" Cedar™ Dedicated LED ICA Housings



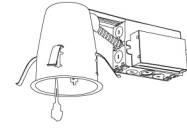
2-Hour Fire Rated
3" ICA Housing
New Construction

CAT NO.	SPECIFICATIONS
E3FH	Up to 850lm



3" ICA Housing
New Construction

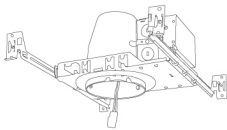
CAT NO.	SPECIFICATIONS
E3LC	Up to 850lm



3" ICA Housing
Remodel

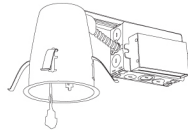
CAT NO.	SPECIFICATIONS
E3LRC	Up to 850lm

3" Cedar™ Dedicated LED Non-IC Housings



3" Non-IC Housing
New Construction

CAT NO.	SPECIFICATIONS
E3LC	Up to 1000lm



3" Non-IC Housing
Remodel

CAT NO.	SPECIFICATIONS
E3LRC	Up to 1000lm

PRODUCT NUMBER BUILDER

Housing Type		Lumen	ICA Airtight	Dimming	Optional
E3FH	Fire Rated	08 850 lm	(Blank) Non-IC	(Blank) 120V Triac/ELV	EM1 Emergency Backup up to 700 lm output
E3LC	New Construction	10 1000 lm	ICA IC Airtight	D 120/277V Triac/ELV/0-10V	EM2 Emergency Backup up to 1100 lm output
E3LRC	Remodel			L Lutron	