

3" Square Pinhole Light Engine



Features

- High efficacy LED module.
- Triac/ELV/0-10V dimming.
- Must be used with ELCO 3" Cedar™ System Housings.
- Frosted acrylic module lens for even lumen distribution.
- Life span of 50,000 hours L70.
- USA designed and assembled.
- Limited 5 year warranty.
- 2 at the end of the item number denotes Generation 2. Please note Gen 2 and Gen 1 are not cross compatible.

Specifications

| | |
|----------------------|---------|
| Wattage | 11W |
| Lumens | 1000 lm |
| Color Temp. | 4000K |
| Lamp Type | LED |
| Beam Angle | 60° |
| CRI | 93+ |
| Damp Location | Listed |

Options



All White



Black with White Trim



Chrome with White Trim



All Bronze



All Black

Technical Details

Optics: Frosted polycarbonate module lens diffuses light evenly throughout while reducing glare with LED technology.

Trim Construction: Reflector is two piece trim for maximum color versatility. Design allows for minimal glare and a strong glare cut-off. Trim is constructed of metal for lasting durability.

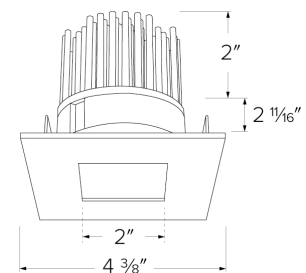
Installation: Must be installed on a Cedar™ System housing with compatible lumen rating. Frames are available for New Construction and Remodel as IC or non-IC.

LED Technology:

- Extremely accurate Color Rendering Index of 93+.
- Efficacy of 97 lumens per watt.
- Lumen Maintenance of 50,000 hours L70 Life based on LM80 standardized test results.
- Superior Thermal Management by utilizing ELCO Red heat sink.
- Instant On to Full Brightness technology.
- No LED pixilation.

Sunset: Sunset color temperature is our dim-to-warm LED technology that allows the color temperature to become warmer as the product is dimmed. Our SUNSET items start at 3000K and go as low as 1800K when dimmed. For Sunset dim technology be sure to order an item with "Sunset" in the Color Temperature (CCT) attribute.

Listings: cUL Listed for Wet Location. RoHS Compliant.



Product Number Builder Example: E315C0827W2

| ELCO Cedar 3" Square Pinhole | Lumen | Color Temp | Finish | Generation | Beam Angle |
|---------------------------------|---------------------------------------|--|--|----------------------------------|--|
| E315C | | | | | |
| | 08 850 lm 10 1000 lm | 27 2700K 30 3000K 35 3500K 40 4000K 50 5000K SD Sunset ¹ | W All White B Black with White Trim C Chrome with White Trim BZ All Bronze BB All Black | 2 Gen 2 1 Gen 1 | 60° lens -F 38° lens -N 24° lens -S 15° lens |

¹ Sunset, Dim to Warm technology, automatically transitions from 3000K to 1800K when dimmed

Compatible Products

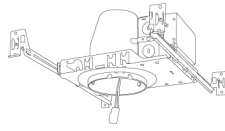
For use with 3" Cedar™ Light Engines

3" Cedar™ Dedicated LED ICA Housings



2-Hour Fire Rated
3" ICA Housing
New Construction

| CAT NO. | SPECIFICATIONS |
|---------|----------------|
| E3FH | Up to 850lm |



3" ICA Housing
New Construction

| CAT NO. | SPECIFICATIONS |
|---------|----------------|
| E3LC | Up to 850lm |



3" ICA Housing
Remodel

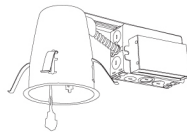
| CAT NO. | SPECIFICATIONS |
|---------|----------------|
| E3LRC | Up to 850lm |

3" Cedar™ Dedicated LED Non-IC Housings



3" Non-IC Housing
New Construction

| CAT NO. | SPECIFICATIONS |
|---------|----------------|
| E3LC | Up to 1000lm |



3" Non-IC Housing
Remodel

| CAT NO. | SPECIFICATIONS |
|---------|----------------|
| E3LRC | Up to 1000lm |

PRODUCT NUMBER BUILDER

| Housing Type | Lumen | ICA Airtight | Dimming | Optional |
|------------------------------|----------------------|------------------------|-----------------------------------|--|
| <input type="text"/> | <input type="text"/> | <input type="text"/> | <input type="text"/> | <input type="text"/> |
| E3FH Fire Rated | 08 850 lm | (Blank) Non-IC | (Blank) 120V Triac/ELV | EM1 Emergency Backup up to 700 lm output |
| E3LC New Construction | 10 1000 lm | ICA IC Airtight | D 120/277V Triac/ELV/0-10V | EM2 Emergency Backup up to 1100 lm output |
| E3LRC Remodel | | | L Lutron | |