

3" Round Flush Mount Trim Adaptor

For 3" Pex™ Round Trims



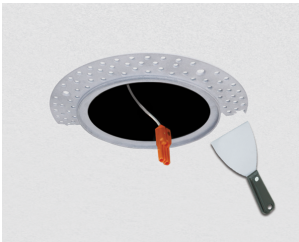
Features

- 3" Round extra thin spackle frame for easy mounting.
- Designed to seamlessly flush trims to ceiling.
- Compatible 3" Pex™ Round trims: **ELK3618, ELK3629, ELK3627, ELK3693, ELK3620, ELK3622** Series.
- Compatible 3" Pex™ Canless Koto™ Round trims: **EKCL3618, EKCL3629, EKCL3627, EKCL3693, EKCL3620, EKCL3622** Series.

Technical Details

Construction: Extra thin spackle frame.

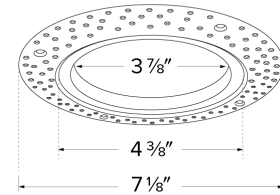
Installation: Easy mudding.



Compatible Trims: Compatible with 3" Pex Trims.

Lamp: Koto™ LED Module and Canless Koto™ LED Module

Dimensions



Product Numbers

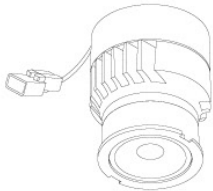
| Item | Description |
|--------|-----------------------------------|
| EL3FMR | 3" Round Flush Mount Trim Adapter |

Compatible Products



For use with 3" Pex™ Round Flush Mount Trim Adaptor

Koto™ LED Module



Koto™ LED Module
ELK07 - ELK09

| PRODUCT NUMBER BUILDER | | | |
|------------------------|--------|--------------------------------|-----------------------------|
| Koto™ LED Module | Lumens | Color Temperature | Beam Angle |
| ELK | | | |
| 07 | 750 lm | 27 2700K | (blank) 38° lens (Standard) |
| 09 | 950 lm | 30 3000K | -S 18° lens |
| | | 35 3500K | -N 25° lens |
| | | 40 4000K | -W 60° lens |
| | | SD Sunset Dimming (ELK09 Only) | |

| ACCESSORIES | |
|-------------------------------------------------|-------------------------|
| | Lens |
| | Reflectors |
| EP731C | 18° Lens |
| EP732C | 25° Lens |
| EP733C | 38° Lens |
| EP734C | 60° Lens |
| <small>*EP732C, EP733C, EP734C Included</small> | |
| | Secondary Optics |
| L45 | Hex Louver |
| L46 | Linear Louver |
| L47 | Spread Louver |

3" Koto™ Dedicated LED ICA Housings



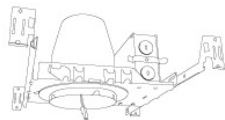
2-Hour Fire Rated 3" ICA Housing
New Construction

| CAT NO. | SPECIFICATIONS |
|----------|-----------------------------|
| EL39FICA | 7 1/2" Height - Sound Rated |



3" ICA Maximum Adjustability Housing
New Construction

| CAT NO. | SPECIFICATIONS |
|----------|-----------------------|
| EL386ICA | Maximum Adjustability |



3" ICA Housing
New Construction

| CAT NO. | SPECIFICATIONS |
|--------------|----------------------------------------|
| EL390ICA | |
| EL390ICA-EM5 | Emergency Battery Back-up (90 minutes) |



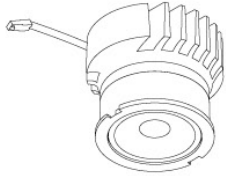
3" ICA Housing
Remodel

| CAT NO. | SPECIFICATIONS |
|-----------|----------------|
| EL390RICA | |

Compatible Products

For use with 3" Pex™ Round Flush Mount Trim Adaptor

Koto™ Architectural LED Light Engine



Koto™ LED Light Engine
ELK19 - ELK21

| PRODUCT NUMBER BUILDER | | | |
|------------------------|----------------|--------------------------------|-----------------------------|
| Koto™ LED Light Engine | Lumens | Color Temperature | Beam Angle |
| ELK | | | |
| 19 | 750 - 850 lm | 27D 2700K | (blank) 38° lens (Standard) |
| 21 | 1100 - 1500 lm | 30D 3000K | -S 18° lens |
| | | 35D 3500K | -N 25° lens |
| | | 40D 4000K | -W 60° lens |
| | | SD Sunset Dimming (ELK19 Only) | |

ACCESSORIES




Lens

EP731C 18° Lens
EP732C 25° Lens
EP733C 38° Lens
EP734C 60° Lens

Reflectors

EP735C 15°
EP736C 25°
EP737C 38°
EP738C 60°

EP732C, EP733C, EP734C Included



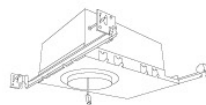
Secondary Optics

L45 Hex Louver
L46 Linear Louver
L47 Spread Louver

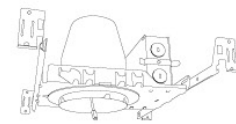
3" Koto™ Architectural Recessed Housings



3" High Lumen Maximum Adjustability ICA Housing
 1500 lm (18.9W) w/ELK21 Series Module
 Not for use with ELK19 Series Module
New Construction



3" Shallow Maximum Adjustability ICA Housing
 850 lm (14.7W) w/ELK19 Series Module
 1100 lm (14.7W) w/ELK21 Series Module
New Construction



3" Standard ICA Housing
 750 lm (10.5W) w/ELK19 Series Module
 950 lm (10.5W) w/ELK21 Series Module
New Construction

| CAT NO. | SPECIFICATIONS |
|------------|----------------------------|
| E3LK85ICAD | 120/277V - 0-10V/Triac/ELV |

| CAT NO. | SPECIFICATIONS |
|------------|----------------------------|
| E3LK76ICA | 120V - Triac/ELV |
| E3LK77ICAD | 120/277V - 0-10V/Triac/ELV |

| CAT NO. | SPECIFICATIONS |
|----------------|----------------------------|
| E3LK65ICA | 120V - Triac/ELV |
| E3LK65ICA-EM1 | Emergency Battery Back-Up |
| E3LK66ICAD | 120/277V - 0-10V/Triac/ELV |
| E3LK66ICAD-EM1 | Emergency Battery Back-Up |



3" Standard ICA Housing
 750 lm (10.5W) w/ELK19 Series Module
 950 lm (10.5W) w/ELK21 Series Module
Remodel

| CAT NO. | SPECIFICATIONS |
|------------|------------------|
| E3LK65RICA | 120V - Triac/ELV |



2-Hour Fire Rated 3" ICA Housing
 750 lm (10.5W) w/ELK19 Series Module
 950 lm (10.5W) w/ELK21 Series Module
New Construction

| CAT NO. | SPECIFICATIONS |
|------------|----------------------------|
| ELK72FICA | 120V - Triac/ELV |
| ELK73FICAD | 120/277V - 0-10V/Triac/ELV |

Compatible Products

For use with 3" Pex™ Round Flush Mount Trim Adaptor

3" Pex™ Twist-&-Lock Trims



Round Deep Reflector

ELK3618

Finishes:

(W, BB, BZ, B, C, H)



Round Adjustable Gimbal

ELK3629

Finishes:

(W, BB, BZ, B, C, H)

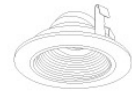


Round Adjustable Pinhole

ELK3627

Finishes:

(B, BB, BZ)



Round Adjustable Baffle

ELK3693

Finishes:

(W)



Round Adj. Slot Aperture

ELK3620

Finishes:

(W)



Round Adj. Wall Wash

ELK3622

Finishes:

(W)



Recommended to be used with Maximum Adjustability Housing