

3" Remodel Dedicated LED IC Airtight Housing

3" remodel dedicated LED housing. Compatible with PSA37 MR16 LED Lamps or 3" LED inserts.



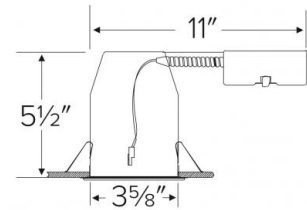
Features

- IC Airtight for direct contact with insulation.
- Flicker Free LED Dimming.
- Trims and inserts sold separately.

Specifications

Wattage	14W
Voltage	120V
Wet Location	Listed with Shower Trims
Damp Location	Listed

Dimensions



Technical Details

Construction:

- Single wall IC rated for direct contact with insulation, for use in IC or non-IC conditions.
- Housing adjusts in frame to accommodate up to 1 1/2" ceiling thickness.
- Airtight housing with gasket to restrict airflow in accordance with ASTM E-283 air-tight requirements.
- Steel housing for greater heat dissipation. Stamped galvanized steel frame.

Installation: Designed for ceiling plenums where 2x6 joists or taller joists are used. Maximum hole cutout is 3 5/8". Suitable for T-grid and drop ceiling applications. See installation sheet for detailed information.

Electrical:

- Input Voltage: 120V AC.
- Thermally protected against improper lamping.

Lamp: Designed for use with PSA37 MR16 LED Lamps or 3" LED inserts

Dimmability:

- Dimmability based on lamp.

Listings:

- cUL Listed for Damp Location.
- cUL Listed for Wet Location with select trims.
- cUL Listed for Feed Through.
- cUL Listed for Direct Contact with Insulation and Combustible Material.
- Airtight per ASTM E-283.
- Install a JA8-2016-E lamp/luminaire for Title 24 Compliance.

Warranty: ELCO Lighting warrants products will be free from defects in materials and workmanship for a period of 3 years.

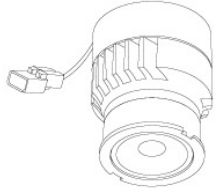
Product Numbers

Item	Watts	Voltage
EL390RICA	14W	120V

Compatible Products

For use with Dedicated 3" IC LED Housings

Koto™ LED Module



Koto™ LED Module
ELK07, ELK09, & ELK11

PRODUCT NUMBER BUILDER					
Koto™ LED Module	Lumens	Color Temperature		Beam Angle	
ELK					
07	750 lm	27	2700K	(blank)	38° lens (Standard)
09	950 lm	30	3000K	-S	18° lens
11	1150 lm	35	3500K	-N	25° lens
		40	4000K	-W	60° lens
		SD	Sunset Dimming (For ELK09 & ELK11)	-FC	18° - 50° Adjustable (ELK07 Only)

ACCESSORIES

Lens

EP731C 18° Lens
EP732C 25° Lens
EP733C 38° Lens
EP734C 60° Lens
*EP732C, EP733C, EP734C Included

Snoot

L50W White
L50B Black

Secondary Optics

L45 Hex Louver
L46 Linear Lens
L47 Spread Louver
L49 Frosted Lens
L51 Color Shifter

Koto™ LED Module with 5-CCT Switch

Product Number

ELK08CT5	825 lm
ELK10CT5	1000 lm

3" Pex™ Twist-On Trims

Deep Reflector
ELK3618
 Finishes:
 (W, BB, BZ, B, C, H)

Adjustable Gimbal
ELK3629
 Finishes:
 (W, BB, BZ, B, C, H)

Adjustable Pinhole
ELK3627
 Finishes:
 (B, BB, BZ)

Adjustable Baffle
ELK3693
 Finishes:
 (W)

Sq. Deep Reflector
ELK3318
 Finishes:
 (W, BB, BZ, B, C, H)

Sq. Adjustable Gimbal
ELK3329
 Finishes:
 (W, BB, BZ, B, C, H)

Sq. Adjustable Baffle
ELK3393
 Finishes:
 (W)

Sq. Adjustable Pinhole
ELK3327
 Finishes:
 (B, BB, BZ)

Square Reflector
ELK3341
 Finishes:
 (W, B, BB, BZ)

*Finishes: **W** - All White, **BB** - All Black, **BZ** - All Bronze, **B** - Black Reflector w/White Ring, **C** - Chrome Reflector w/White Ring, **H** - Haze Reflector w/White Ring

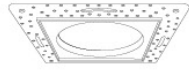
Compatible Products

For use with Dedicated 3" IC LED Housings

3" Flush Mount Trim Adaptors • For use with ELK36 & ELK33 Trims



Round Flush Mount
EL3FMR



Square Flush Mount
EL3FMS

3" LED Light Engines



Round Baffle

CAT NO.	SPECIFICATIONS
EL311CT3W, BZ	9W, 700 lm, 2700K - 3500K
EL311CT5W	10W, 700 lm, 2700K - 5000K



Round Reflector

CAT NO.	SPECIFICATIONS
EL312CT3W, BZ	9W, 700 lm, 2700K - 3500K
EL312CT5W	10W, 710 lm, 2700K - 5000K



Round Gimbal

CAT NO.	SPECIFICATIONS
EL313CT3W	9W, 700 lm, 2700K - 3500K
EL313CT5W	10W, 700 lm, 2700K - 5000K



Square Baffle

CAT NO.	SPECIFICATIONS
EL331CT3W	12W, 700 lm, 2700K - 3500K



Square Reflector

CAT NO.	SPECIFICATIONS
EL33230BZ	9W, 640 lm, 3000K
EL332CT3W, BZ	9W, 700 lm, 2700K - 3500K

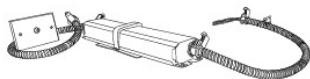


Pull Down Adjustable

CAT NO.	SPECIFICATIONS
EL39727W, BZ, N	10.8W, 800 lm, 2700K
EL39730W, B, BZ, N	10.8W, 800 lm, 3000K

*Finishes: **W** - All White, **B** - All Black, **BZ** - All Bronze, **N** - All Nickel

3" Accessories



Emergency Battery Backup

CAT NO.	SPECIFICATIONS
KEM-LD5	8W, 120/277V

* Requires access from above



Fire Cover

CAT NO.	SPECIFICATIONS
FIRECVR	9 3/4" H x 17" O.D.



Fire Enclosure

CAT NO.	SPECIFICATIONS
FIREENCL	20 3/8" L x 14 3/8" W
FIREENCL-S	Shallow, 16" L x 14 3/8" W



Mica Fire Tape

CAT NO.	SPECIFICATIONS
FIRETAPE	3/4" W x 16' L