


# 3" New Construction Housing

3" new construction housing with a magnetic or electronic transformer. Uses a GU5.3 Bi-Pin socket for use with Bi-Pin LED MR16 lamps.



## Features

- Single wall IC construction, for use in insulated or non-insulated ceilings.
- Flicker Free LED Dimming.
- Lamp: MR16 GU/GX5.3 bi-pin LED (not included).
- Lamp Holder: MR16 GU/GX5.3 bi-pin socket.
- Trims sold separately.

## Specifications

<b>Wattage</b>	12W
<b>Voltage</b>	120V
<b>Lamp Type</b>	LED
<b>Wet Location</b>	Listed with Shower Trims
<b>Damp Location</b>	Listed

## Options



**Magnetic Transformer**



**Electronic Transformer**

## Technical Details

### Construction:

- IC rated for direct contact with insulation, for use in IC or non-IC conditions.
- Housing adjusts in frame to accommodate up to 1 1/4" ceiling thickness.
- Airtight housing with gasket to restrict airflow in accordance with ASTM E-283 air-tight requirements.
- Aluminum housing for greater heat dissipation. Stamped galvanized steel frame.

**Installation:** Designed for ceiling plenums where 2x6 joists or taller are used. High strength hanger bars can easily be nailed to joists. Maximum hole cutout is 3 3/4". Suitable for T-grid and drop ceiling applications. See installation sheet for detailed information.

**Junction Box:** Positioned to accommodate straight conduit runs. Seven 1/2" trade size pryout conduit knockouts, 4 Romex pryouts with strain relief.

**Hanger Bars:** Pre-installed hanger bars with True Nail facilitate easy installation in regular lumber, engineered lumber, and laminated beams. Integral T-bar slots for easy installation in T-grids. Spans up to 24" and can be repositioned 90°. Score lines allow for tool-free hanger bar size reduction. Integral leveling flange allows for single-person installation while aligning the housing with the joists.

### Electrical:

- Input Voltage: 120V AC.
- Output Voltage: 12V AC.
- Max Wattage: 12W
- Magnetic or electronic transformer available.
- Thermally protected against improper lamping.

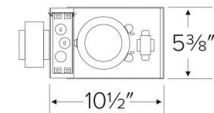
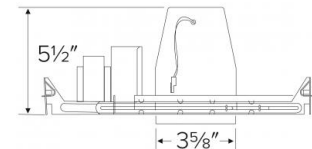
**Trims:** Compatible with ELCO Low Voltage MR16 trims.

### Dimmability:

- Magnetic transformer dims with MLV type dimmers.
- Electronic transformer dims with ELV type dimmers.
- See dimming compatibility list for a list of compatible dimmers.
- Note: Lamp used may affect dimmability.

**Lamp:** Designed for use with GU5.3 MR16 lamps.

## Dimensions



## Product Numbers

Item	Description	Lamp type	Watts	Voltage
EL2699LDICA	Magnetic Transformer	LED	12W	120V
EL2699LDICEA	Electronic Transformer	LED	12W	120V

**Listings:**

- cUL Listed for Damp Location.
- cUL Listed for Wet Location with select trims.
- cUL Listed for Feed Through.
- cUL Listed for Direct Contact with Insulation and Combustible Material.
- Airtight per ASTM E-283.
- Install a JA8-2016-E lamp/luminaire for Title 24 Compliance.

**Warranty:** ELCO Lighting warrants products will be free from defects in materials and workmanship for a period of 3 years.



**ELCO Lighting**

# Dimmer Compatibility Chart

For Alpine™ System Housings

EL1499LDICEA, EL2699LDICEA, E1499LDRICEA, E2699LDRICEA

## For Reference Only

Testing conducted by ELCO Lighting is not a substitute for and does not imply certification by an independent laboratory or any other standards certification. Refer to manufacturer specifications for more detailed information on product certifications and standards. Consult the dimmer manufacturer prior to installation to ensure compatibility.

Manufacturer	Product	Part Number	Dimmed Light Output Range
Leviton	Vizia Model, 120V AC 60Hz, 600W Electronic Low Voltage Load Type, Single Pole, 3-Way, 4-Way, Commercial/Residential	VPE06	10% - 100%
Lutron	Diva Model, 120V AC 60Hz, 600W Incandescent/Halogen Load Type, Single Pole, 3-Way, Commercial/Residential	DV-600P	10% - 100%
	Nova Model, 120V AC 60Hz, 1000W Incandescent/Halogen Load Type, Single Pole, 3-Way, Commercial/Residential	NT-1000	10% - 100%
<b>Best Performance</b>	Diva Model, 120V AC 60Hz, 300W Electronic Low Voltage Load Type, Single Pole, 3-Way, Commercial/Residential	DVELV-300P	10% - 100%
<b>Best Performance</b>	Nova Model, 120V AC 60Hz, 450W Electronic Low Voltage Load Type, Single Pole, 3-Way	NELV-450	10% - 100%

**\*NOTE: Refer to dimmer manufacturer’s documentation for installation instructions and circuit details**

Disclaimer: Minimum and maximum loads for LEDs and CFLs are given in number of lamps and may vary depending on the lamp being used. Testing conducted by ELCO Lighting is not a substitute for and does not imply certification by an independent laboratory or any other standards certification. Refer to manufacturer specifications for more detailed information on product certifications and standards.

Integrating our lighting with your Smart Home System is a breeze. Simply check your Smart Home system for compatible smart switches and cross reference that with our Dimming Compatibility Chart. Once the switches are integrated with your Smart Home system your lights will be ready to go.



2042 E. Vernon Ave. Vernon CA 90058 Tel 323.231.2600 Fax 323.231.3200 elcolighting.com