

# 3" LED Light Engine with Reflector Trim

The perfect lighting solution for high-end residential and light commercial projects.



## Features

- High efficacy LED module.
- Triac/ELV/0-10V dimming.
- Must be used with ELCO 3" Cedar™ System Housings.
- Frosted acrylic module lens for even lumen distribution.
- Life span of 50,000 hours L70.
- USA designed and assembled.
- Limited 5 year warranty.
- 2 at the end of the item number denotes Generation 2. Please note Gen 2 and Gen 1 are not cross compatible.

## Specifications

<b>Wattage</b>	11W
<b>Lumens</b>	1000 lm
<b>Color Temp.</b>	3500K
<b>Lamp Type</b>	LED
<b>Beam Angle</b>	60°
<b>CRI</b>	93+
<b>Wet Location</b>	Listed

## Options



All White



Black w/White Trim



Chrome w/White Trim



Haze w/White Trim



All Bronze



All Black

## Technical Details

**Optics:** Frosted polycarbonate module lens diffuses light evenly throughout while reducing glare with LED technology.

**Trim Construction:** Reflector is two piece trim for maximum color versatility. Design allows for minimal glare and a strong glare cut-off. Trim is constructed of metal for lasting durability.

**Installation:** Must be installed on a Cedar™ System housing with compatible lumen rating.

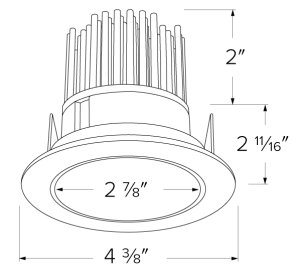
### LED Technology:

- Extremely accurate Color Rendering Index of 93+.
- Efficacy of 97 lumens per watt.
- Lumen Maintenance of 50,000 hours L70 Life based on LM80 standardized test results.
- Superior Thermal Management by utilizing ELCO Red heat sink.
- Instant On to Full Brightness technology.
- No LED pixilation.

**Sunset:** Sunset color temperature is our dim-to-warm LED technology that allows the color temperature to become warmer as the product is dimmed. Our SUNSET items start at 3000K and go as low as 1800K when dimmed. For Sunset dim technology be sure to order an item with "Sunset" in the Color Temperature (CCT) attribute.

**Listings:** cUL Listed for Wet Location. RoHS Compliant.

## Dimensions



# Product Number Builder Example: E310C0827W2

ELCO Cedar 3" Light Engine

**E310C**

Lumen

- 08** 850 lm
- 10** 1000 lm

Color Temp

- 27** 2700K
- 30** 3000K
- 35** 3500K
- 40** 4000K
- 50** 5000K
- SD** Sunset <sup>1</sup>

Finish

- W** All White
- B** Black with White Trim
- C** Chrome with White Trim
- H** Haze with White Trim
- BZ** All Bronze
- BB** All Black

Generation

- 2** Gen 2
- 1** Gen 1

Beam Angle

- 60°** lens
- F** 38° lens
- N** 24° lens
- S** 15° lens

<sup>1</sup> Sunset, Dim to Warm technology, automatically transitions from 3000K to 1800K when dimmed

# Compatible Products

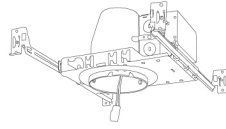
For use with 3" Cedar™ Light Engines

## 3" Cedar™ Dedicated LED ICA Housings



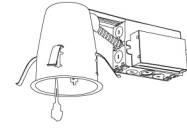
2-Hour Fire Rated  
3" ICA Housing  
**New Construction**

CAT NO.	SPECIFICATIONS
E3FH	Up to 850lm



3" ICA Housing  
**New Construction**

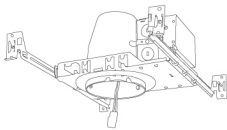
CAT NO.	SPECIFICATIONS
E3LC	Up to 850lm



3" ICA Housing  
**Remodel**

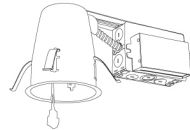
CAT NO.	SPECIFICATIONS
E3LRC	Up to 850lm

## 3" Cedar™ Dedicated LED Non-IC Housings



3" Non-IC Housing  
**New Construction**

CAT NO.	SPECIFICATIONS
E3LC	Up to 1000lm



3" Non-IC Housing  
**Remodel**

CAT NO.	SPECIFICATIONS
E3LRC	Up to 1000lm

### PRODUCT NUMBER BUILDER

Housing Type	Lumen	ICA Airtight	Dimming	Optional
<input type="text"/>	<input type="text"/>	<input type="text"/>	<input type="text"/>	<input type="text"/>
<b>E3FH</b> Fire Rated	<b>08</b> 850 lm	<b>(Blank)</b> Non-IC	<b>(Blank)</b> 120V Triac/ELV	<b>EM1</b> Emergency Backup up to 700 lm output
<b>E3LC</b> New Construction	<b>10</b> 1000 lm	<b>ICA</b> IC Airtight	<b>D</b> 120/277V Triac/ELV/0-10V	<b>EM2</b> Emergency Backup up to 1100 lm output
<b>E3LRC</b> Remodel			<b>L</b> Lutron	