

# 3" Koto Sylo™ Track Head



## Features

- Modern Track Head Die-Cast aluminum fixture for easy maintenance and upgrades
- Standard Fixtures or Fixtures with Stems (12") available
- Includes Standard 38° lens, with 25° and 60° lenses. Optional: 15° and 18° lenses available
- Works with Single and Two Circuit Track
- Sunset option dims from 3000K to 1800K
- Human Centric option dims from 4000K to 2200K
- 90° tilt, 358° rotation
- Energy Star Certified. Title 24 JA8-2019 Compliant
- Life span of 50,000 hours L70
- Standard H style, J & L Styles available

## Specifications

<b>Wattage</b>	14.7W
<b>Lumens</b>	1500 lm
<b>Voltage</b>	120V
<b>Color Temp.</b>	3500K
<b>Dimmable</b>	Triac/ELV
<b>Lamp Type</b>	LED
<b>Beam Angle</b>	38°
<b>CRI</b>	95+

## Options



All White



All Black



Silver

## Technical Details

**Optics:** Polycarbonate module lens diffuses light evenly throughout while reducing glare with LED technology.

**Construction:** Integrated driver and light engine with quick connect. Diecast aluminum body with heat fins allows for efficient cooling.

**Installation:** Twist-on design for toolless module installation.

**Electrical:** Module connects to 120V power supply. High-efficiency driver with a power factor >0.9. Start time of less than 0.75 seconds.

**LED Technology:** Extremely accurate Color Rendering Index of 95+. Lumen Maintenance of 50,000 hours L70 Life based on LM80 standardized test results. Superior Thermal Management by utilizing integrated heat sink. Instant On to Full Brightness technology. No LED pixelation.

**Sunset:** Sunset color temperature is our dim-to-warm LED technology that allows the color temperature to become warmer as the product is dimmed. Our SUNSET items start at 3000K and go as low as 1800K when dimmed. For Sunset dim technology be sure to order an item with "Sunset" in the Color Temperature (CCT) attribute. HUMAN CENTRIC start at 4000K and go as low as 2700K when dimmed.

### Delivered Lumens:

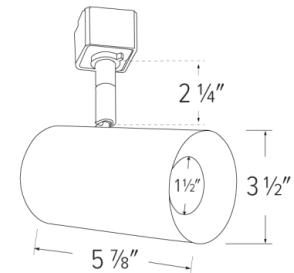
**0327** 2700K/442.8 lm/5W **0330** 3000K/461.2 lm/5W

**0727** 2700K/770 lm/10.5W **0730** 3000K/800 lm/10.5W **0735** 3500K/830 lm/10.5W **0740** 4000K/860 lm/10.5W

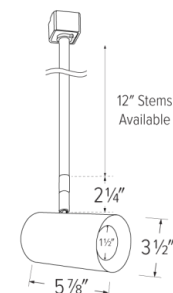
**08CT5** 2700K/728.5 lm/10.5W **08CT5** 3000K/886 lm/10.5W **08CT5** 3500K/902 lm/10.5W **08CT5** 4000K/920 lm/10.5W **08CT5** 5000K/931 lm/10.5W

**0927** 2700K/912 lm/10.5W **0930** 3000K/950 lm/10.5W **0935** 3500K/990 lm/10.5W **0940** 4000K/1030 lm/10.5W **09SD** Sunset/940 lm/10.5W

## Dimensions



## Dimensions with Stem



**10CT5** 2700K/908 lm/12.5W **10CT5** 3000K/1012 lm/12.5W **10CT5** 3500K/1038 lm/12.5W  
**10CT5** 4000K/1040 lm/12.5W **10CT5** 5000K/1032 lm/12.5W

**1124** 2400K/730 lm/12.5W **1127** 2700K/1068 lm/12.5W **1130** 3000K/1112 lm/12.5W **1135** 3500K/1156 lm/12.5W  
**1140** 4000K/1202 lm/12.5W **11SD** Sunset/1050 lm/12.5W **11HC** Human Centric/1050 lm/12.5W

**1327** 2700K/1260 lm/12.5W **1330** 3000K/1312 lm/12.5W **1335** 3500K/1365 lm/12.5W **1340** 4000K/1420 lm/12.5W

**1527** 2700K/1439 lm/14.7W **1530** 3000K/1501 lm/14.7W **1535** 3500K/1565 lm/14.7W **1540** 4000K/1627 lm/14.7W

**Dimmability:** For full list of dimmers, refer to the Dimmer Compatibility List. Industry-leading dimming that dims smoothly with no hot spots or flickering.

**Listings:** RoHS Compliant. Meets Energy Star & California Title 24 JA8-2019 standards.

**Warranty:** ELCO Products are built to last with a 5-year Limited Warranty.

## Product Number Builder Example: E36TW-0727

Koto Sylo™	Style	Finish	Koto™ Module	Color Temp.	Beam Angle	Length
<b>E36</b>	<b>T</b> Track Head	<b>W</b> All White <b>B</b> All Black <b>S</b> All Silver	<b>-03</b> 350 lm (5W) <sup>1</sup> <b>-07</b> 750 lm (10.5W) <b>-09</b> 950 lm (10.5W) <b>-11</b> 1150 lm (12.5W) <b>-13</b> 1350 lm (12.5W) <b>-15</b> 1500 lm (14.7W) <b>-18</b> 1800 lm (18.9W) 825 lm <b>-08</b> (10.5W)(CT5 Only) <sup>2</sup> 1000 lm <b>-10</b> (12.5W)(CT5 Only) <sup>2</sup>	<b>24</b> 2400K <b>27</b> 2700K <b>30</b> 3000K <b>35</b> 3500K <b>40</b> 4000K <b>SD</b> Sunset <sup>3,4</sup> <b>HC</b> Human Centric (-11 only) <sup>5,6</sup> <b>CT5</b> 2700K - 5000K <sup>7</sup>	38° lens <sup>8</sup> <b>-S</b> 18° lens <b>-N</b> 25° lens <b>-W</b> 60° lens <b>-T</b> 10° <sup>9</sup>	Standard <b>-12</b> 12" Stem <sup>10</sup>

<sup>1</sup> Available with 2400K, 2700K and 3000K Color Temperature Only

<sup>2</sup> Available with CT5 color temperature only

<sup>3</sup> Available with -09, -11, -13 and -15 lumen outputs only

<sup>4</sup> Sunset, Dim to Warm technology, automatically transitions from 3000K to 1800K when dimmed

<sup>5</sup> Available with 1150 lumen (-11) outputs only

<sup>6</sup> Human Centric, Dim to Warm technology, automatically transitions from 4000K to 2200K when dimmed

<sup>7</sup> Available with -08 and -10 lumen outputs only

<sup>8</sup> Includes 25° and 60° lens in the box

<sup>9</sup> Available with 350 and 750 lumen, 2700K and 3000K options only

<sup>10</sup> Stem is not field cuttable



**ELCO Lighting**

# Dimmer Compatibility Chart

## Standard Koto™ LED Modules

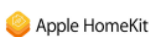
For ELK07, ELK08CT5, ELK09, ELK10CT5,  
ELK11 & ELK13 Series

### For Reference Only

Testing conducted by ELCO Lighting is not a substitute for and does not imply certification by an independent laboratory or any other standards certification. Refer to manufacturer specifications for more detailed information on product certifications and standards. Consult the dimmer manufacturer prior to installation to ensure compatibility.

Manufacturer	Product	Part Number	Dimmed Light Output Range
Leviton	Decora SureSlide® Single Pole with Slide -to-Off	6672	15% - 100%
	Leviton Dimmer	1K3502	5% - 100%
Lutron	Vive, 120V, 150W LED/CFL, 600W Incandescent/Halogen, FP, Single Pole/Multi-Location Dimmer, Commercial Application	MRF2S-6CL	12% - 91%
	Panel Model, Commercial/Residential Application, FP	GP (Harrier) Card	10% - 94%
	Grafik QS/Mailbox Power Module, 120/220 to 240V AC, LED/Incandescent/Halogen Load Type, Commercial/Residential Indoor Application, FP	LQRJ-WPM-6P	10% - 95%
	Grafik Eye 3000/HomeWorks, 120V, Incandescent/Fluorescent Load Type, Commercial/Residential Application, FP	HWI-WPM-6D-120	10% - 95%
	Panel Dimming Module, 120V, Commercial/Residential Application, FP	HW/LP-RPM-4U-120	10% - 95%
	Panel Adaptive Dimming Module, 120V, Commercial/Residential Application, FP	HW/LP-RPM-4A-120	9% - 95%
	HomeWorks® QS for CFL/LED loads, 120V, RP, Commercial/Residential Application	LQSE-4A1-D/MQSE-4A1-D/ MQSE-3A1/MQSE-2A1-D	8% - 95%
	Energi Savr Node LED+ Phase Adaptive, Commercial Application, Reverse Phase, (Zone 1) (Zones 2-4)	QSN-4A5-S	8% - 95%
	Energi Savr Node LED+ Phase Adaptive, Commercial Application, Forward Phase, (Zone 1) (Zones 2-4)	QSN-4A5-S	10% - 97%
	RadioRA®2, 120V, 50/60-Hz, 150W LED or 600W Incandescent/Halogen, 3-Way & 4-Way, Residential Application	RRD-6CL	10% - 95%
	RadioRA®3, 120V, 250W LED/CFL or 500W Incandescent/Halogen, Single Pole, Multi-Location	RRST-PRO-N	10% - 95%
	HomeWorks® QS, 120V, 60-Hz, 150W LED/CFL or 600W Incandescent/Halogen/MLV, Residential Application	HQRD-6CL(H2) HQRA-6CL(H2)	10% - 95%
	Homeworks QS, Residential Application, Reverse Phase	LQSE-4A-120-D	8% - 89%
	HomeWorks® for LED/Incandescent/Halogen loads, Reverse Phase, (Zone 1) (Zones 2-4)	LQSE-4A5-120-D	8% - 89%
	HomeWorks® for LED/Incandescent/Halogen loads, Forward Phase, (Zone 1) (Zones 2-4)	LQSE-4A5-120-D	10% - 100%
	Ariadni® C-L Single Pole/3-Way, 150W LED/CFL or 600W Incandescent/Halogen	AYCL-153P	10% - 100%
	Skylark Contour® C-L, Single Pole/3-Way, 150W LED/CFL or 600W Incandescent/Halogen	CTCL-153P	10% - 100%
Skylark® C-L Single Pole/3-Way, 150W LED/CFL or 600W Incandescent/Halogen	SCL-153P	10% - 100%	

Integrating our lighting with your Smart Home System is a breeze. Simply check your Smart Home system for compatible smart switches and cross reference that with our Dimming Compatibility Chart. Once the switches are integrated with your Smart Home system your lights will be ready to go.



2042 E. Vernon Ave. Vernon CA 90058 Tel 323.231.2600 Fax 323.231.3200 [elcolighting.com](http://elcolighting.com)

Manufacturer	Product	Part Number	Dimmed Light Output Range
Lutron	Diva® Series 150W Single Pole/3-Way Dimmer	DVCL-153P	10% - 100%
	Skylark Contour® Single Pole/3-Way 1000W Incandescent/Halogen	CT-103P	10% - 100%
	Skylark® Single Pole 300W ELV Preset Dimmer	SELV-300P	5% - 100%
	Skylark® Single Pole 600W Incandescent/Halogen, Slide-to-Off Dimmer	S-600P	5% - 100%
	Diva® 300W Single Pole/3-Way ELV Dimmer	DVELV-303P	10% - 100%
	Diva® 600W Single Pole Incandescent/Halogen Preset Dimmer	DV-600P	5% - 100%
	Ariadni® 600W Single Pole Magnetic Low Voltage Dimmer	AYLV-600P	5% - 100%
	Ariadni® 600W Single Pole/3-Way Incandescent/Halogen Dimmer	AY-603P	5% - 100%
	Maestro® 600W Single Pole/3-Way ELV Dimmer	MAELV-600	5% - 100%
	Maestro® C-L Single Pole/3-Way Dimmer. 150W Max for LED/CFL or 600W Max for Incandescent/Halogen	MACL-153M	10% - 100%
	Caséta® Wireless Dimmer	PD-6WCL	10% - 100%
SnapOne™	Control4® Centralized 8-Channel Adaptive Phase Dimmer, 120/277V AC, 50/60-Hz, 200W LED, 500W Fluorescent/CFL, 1000W Incandescent/Halogen/ELV/MLV*	C4-DIN-8APD	5% - 100%
	Control4® Centralized 8-Channel Forward Phase Dimmer, 100/120V AC, 50/60-Hz, 200W LED, 500W Fluorescent/CFL, 1000W Incandescent/Halogen/MLV*	C4-DIN-8FPD	25% - 100%
	Control4® Wireless Adaptive Phase Dimmer, 120V AC, 50/60-Hz, 120W LED, 300W Fluorescent/CFL, 600W Incandescent/Halogen	C4-APD120	23% - 100%
	Control4® Forward Phase Dimmer, 120V AC, 50/60-Hz, 200W LED, 500W Fluorescent/CFL, 1000W Incandescent/Halogen	C4-FPD120	4% - 100%
	Control4® Essential Forward Phase Dimmer, 120V AC, 60-Hz, 300W LED, 300W Fluorescent/CFL, 600W Incandescent/Halogen	C4-V-FPD120	1% - 100%

\*MLV each transformer must be loaded to at least 50% of its maximum load

**\*NOTE: Refer to dimmer manufacturer’s documentation for installation instructions and circuit details**

Disclaimer: Minimum and maximum loads for LEDs and CFLs are given in number of lamps and may vary depending on the lamp being used. Testing conducted by ELCO Lighting is not a substitute for and does not imply certification by an independent laboratory or any other standards certification. Refer to manufacturer specifications for more detailed information on product certifications and standards.

Integrating our lighting with your Smart Home System is a breeze. Simply check your Smart Home system for compatible smart switches and cross reference that with our Dimming Compatibility Chart. Once the switches are integrated with your Smart Home system your lights will be ready to go.



2042 E. Vernon Ave. Vernon CA 90058 Tel 323.231.2600 Fax 323.231.3200 elcolighting.com