

# 3" Knife Edge Wood Ceiling Trim

With Mounting Clips for use with Round Flush Mount Koto Trim Adaptor



## Features

- Compatible with 3" Adjustable Trimless Reflector (ELK315) and with 3" Fixed Trimless Reflector (ELK308). Sold Separately
- 3" Die-Cast Round Adaptor with Mounting Clips.
- Compatible with ceilings up to 2" thick
- 3 7/8" O.D.
- Lamp: Koto™ LED Module and Canless Koto™ LED Module.

## Technical Details

**Construction:** Diecast aluminum with a powder-coated finish.

**Installation:** For use with 3" Trimless Smooth Reflector (ELK315W) or with 3" Fixed Trimless Reflector (ELK308). Sold separately. Compatible with ceilings up to 2" thick. Remove collar from housing before installing.

**Lamp:** Koto™ LED Module and Canless Koto™ LED Module.

## Options

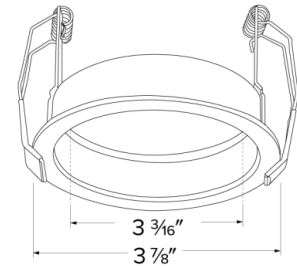


White



Black

## Dimensions



## Product Numbers

Item	Finish
EL3WCRW	All White
EL3WCRB	All Black

## Product Number Builder Example: EL3WCRW

3" Knife Edge Wood Ceiling Trim

Color Finish

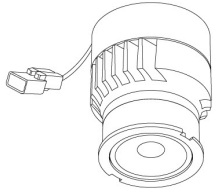
**EL3WCR**

- W** All White
- B** All Black

# Compatible Products

For use with 3" Koto™ Twist-&-Lock Trimless

## Koto™ LED Module



**Koto™ LED Module**  
ELK07, ELK09, & ELK11

PRODUCT NUMBER BUILDER					
Koto™ LED Module	Lumens	Color Temperature	Beam Angle		
ELK					
07	750 lm	27 2700K	(blank)	38° lens (Standard)	
09	950 lm	30 3000K	-S	18° lens	
11	1150 lm	35 3500K	-N	25° lens	
		40 4000K	-W	60° lens	
		SD Sunset Dimming (For ELK09 & ELK11)	-FC	18° - 50° Adjustable (ELK07 Only)	

### ACCESSORIES



#### Lens

- EP731C** 18° Lens
- EP732C** 25° Lens
- EP733C** 38° Lens
- EP734C** 60° Lens

\*EP732C, EP733C, EP734C Included



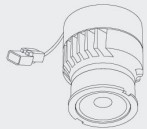
#### Snoot

- L50W** White
- L50B** Black



#### Secondary Optics

- L45** Hex Louver
- L46** Linear Lens
- L47** Spread Louver
- L49** Frosted Lens
- L51** Color Shifter



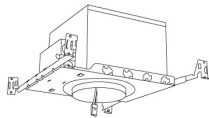
**Koto™ LED Module with 5-CCT Switch**



#### Product Number

- ELK08CT5** 825 lm
- ELK10CT5** 1000 lm

## 3" Koto™ Dedicated LED ICA Housings



3" ICA Maximum Adjustability Housing  
**New Construction**

CAT NO.	SPECIFICATIONS
EL386ICA	Maximum Adjustability

## 3" Pex™ Trimless



**Round Trimless Reflector**  
**ELK308**  
Finishes:  
(W, B, H)

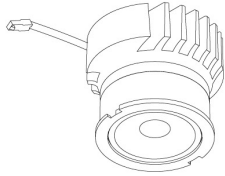


**Adjustable Trimless Reflector**  
**ELK315**  
Finishes:  
(W, B, H)

# Compatible Products

For use with 3" Koto™ Twist-&-Lock Trimless

## Koto™ Architectural LED Light Engine



**Koto™ LED Light Engine**  
ELK19 - ELK21

PRODUCT NUMBER BUILDER			
Koto™ LED Light Engine	Lumens	Color Temperature	Beam Angle
ELK			
19	750 - 850 lm	27D 2700K	(blank) 38° lens (Standard)
21	1100 - 1500 lm	30D 3000K	-S 18° lens
		35D 3500K	-N 25° lens
		40D 4000K	-W 60° lens
		SD Sunset Dimming (ELK19 Only)	-FC 18° - 50° Adjustable (ELK21 Only)

### ACCESSORIES



#### Lens

- EP731C** 18° Lens
- EP732C** 25° Lens
- EP733C** 38° Lens
- EP734C** 60° Lens

\*EP732C, EP733C, EP734C Included



#### Shoot

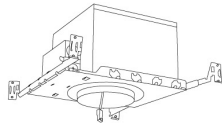
- L50W** White
- L50B** Black



#### Secondary Optics

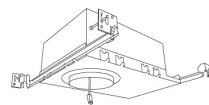
- L45** Hex Louver
- L46** Linear Lens
- L47** Spread Louver
- L49** Frosted Lens
- L51** Color Shifter

## 3" Koto™ Architectural Recessed Housings



3" High Lumen Maximum Adjustability ICA Housing  
1500 lm (18.9W) w/ELK21 Series Module  
Not for use with ELK19 Series Module

**New Construction**



3" Shallow Maximum Adjustability ICA Housing  
850 lm (14.7W) w/ELK19 Series Module  
1100 lm (14.7W) w/ELK21 Series Module

**New Construction**

CAT NO.	SPECIFICATIONS	CAT NO.	SPECIFICATIONS
E3LK53ICA	15.7W - 120V - Triac/ELV	E3LK76ICA	120V - Triac/ELV
E3LK54ICAD	15.7W - 120/277V 0-10V/Triac/ELV	E3LK77ICAD	120/277V - 0-10V/Triac/ELV
E3LK85ICAD	18.9W - 120/277V 0-10V/Triac/ELV		

## 3" Pex™ Trimless



**Round Trimless Reflector**  
**ELK308**  
Finishes:  
(W, B, H)



**Adjustable Trimless Reflector**  
**ELK315**  
Finishes:  
(W, B, H)