

# 24V DC 6" Shallow Remodel IC Airtight Housing

24V DC 6" Shallow Remodel LED Housing. Compatible with 24V DC Koto™ Module.



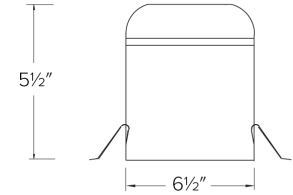
## Features

- Only for use with [24V DC Koto Module](#)
- IC Airtight for direct contact with insulation.
- Simple installation with 24V Wire
- Meets Title 24 Requirements. ENERGY STAR® Certified.
- Trims and module sold separately.

## Specifications

<b>Voltage</b>	24V DC
<b>Lamp Type</b>	LED
<b>Damp Location</b>	Listed

## Dimensions



## Technical Details

### Construction:

- Shallow Single wall IC rated for direct contact with insulation, for use in IC or non-IC conditions.
- Housing adjusts in frame to accommodate up to 1 1/4" ceiling thickness.
- Airtight housing with gasket to restrict airflow in accordance with ASTM E-283 air-tight requirements.
- Steel housing for greater heat dissipation. Stamped galvanized steel frame.

**Installation:** Designed for ceiling plenums where 2x6 joists or taller joists are used. Maximum hole cutout is 6 1/2". Suitable for T-grid and drop ceiling applications. See installation sheet for detailed information.

**Junction Box:** Positioned to accommodate straight conduit runs. Seven 1/2" trade size conduit knockouts, four 3/4" knockouts with pry-out slots. 4 Romex pryouts with strain relief.

### Electrical:

- Input Voltage: 24V DC.
- Inherently protected.

**Lamp:** Designed for use with ELCO 24V DC Koto Module and 6" trims.

### Listings:

- cUL Listed for Damp Location.
- cUL Listed for Wet Location with select trims.
- cUL Listed for Feed Through.
- cUL Listed for Direct Contact with Insulation and Combustible Material.
- Airtight per ASTM E-283.
- Install a JA8-2022-E lamp/luminaire for Title 24 Compliance.

**Warranty:** ELCO Lighting warrants products will be free from defects in materials and workmanship for a period of 3 years.

## Product Numbers

Item	Lamp type	Voltage
<b>E24V760RICA</b>	LED	24V DC

# Compatible Products

For use with Dedicated 6" 24V DC ICA New Construction Housings

## Koto™ 24V DC LED Light Engine



24V DC Koto™ LED Light Engine

PRODUCT NUMBER BUILDER			
Koto™ LED Light Engine	Lumens	Color Temperature	Voltage
ELK	08 800 lm	27 2700K 30 3000K	-24 24V DC

*\*Standard module includes 38° installed with 25° & 60° field changeable lenses.*

### ACCESSORIES



#### Lens

- EP731C 18° Lens
  - EP732C 25° Lens
  - EP733C 38° Lens
  - EP734C 60° Lens
- \*EP732C, EP733C, EP734C Included with standard module



#### Snoot

- L50W White
- L50B Black



#### Secondary Optics

- L45 Hex Louver
- L46 Linear Lens
- L47 Spread Louver
- L49 Frosted Lens
- L51 Color Shifter
- L57 White Hex Louver
- L52 Blue Lens
- L53 Pink Shifter

## 6" Twist-On Trims



Round Reflector

ELK610  
Finishes:  
(WW, BB, BZBZ, BW,  
CC, CW, CN, HW)



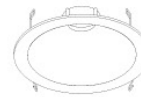
Adjustable Round Reflector

ELK629  
Finishes:  
(WW, BB, BZBZ,  
BW, CW, HW)



Adjustable Round Baffle

ELK693  
Finishes:  
(WW, BB, BZBZ, BW)



Round Deep Reflector

ELK6418  
Finishes:  
(W, BB, BZ, H)



Adjustable Slot Aperture


ELK6420  
Finishes:  
(W)

## 6" Unique™ Twist-On Trims



Round Reflector

ELK6710  
Finishes:  
(W, B, BZ)



Round Baffle

ELK6713  
Finishes:  
(W, BZ)



Round Wall Wash

ELK6715  
Finishes:  
(W, BZ)

# Compatible Products

For use with Dedicated 6" 24V DC ICA New Construction Housings

## 24V DC Transformers



**Electronic Low Voltage  
Dimmable Driver**

CAT NO.	SPECIFICATIONS
DRVE24V60W	60W, 120V Input



**Constant Voltage  
LED Driver**

CAT NO.	SPECIFICATIONS
DRV60W	60W, 120/277V Input
DRV100W	100W, 120/277V Input



**0-10V  
Dimmable Driver**

CAT NO.	SPECIFICATIONS
DRV30W-10	30W, 120/277V Input
DRV60W-10	60W, 120/277V Input
DRV96W-10	96W, 120/277V Input



**Lutron™ Hi-Lume 1%  
LED Driver**

CAT NO.	SPECIFICATIONS
DRVLT40W	40W, Triac, 120/277V
DRVLT340W	40W, Lutron Ecosystem, 120/277V



**Lutron™ Hi-Lume Premiere 0.1%  
Dimming LED Driver**

CAT NO.	SPECIFICATIONS
DRVL396W	96W, Lutron Ecosystem, 120/277V Input



**Universal (Small)  
Dimming LED Driver**

CAT NO.	SPECIFICATIONS
DRVU24V24WD	24W, 24V DC (1A), Triac/ELV/MLV
DRVU24V60WD	60W, 24V DC (2.5A), Triac/ELV/MLV



**Universal (Medium)  
Dimming LED Driver**

CAT NO.	SPECIFICATIONS
DRVU24V100WD	100W, 24V DC (4A), Triac/ELV/MLV



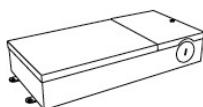
**Universal (Large)  
Dimming LED Driver**

CAT NO.	SPECIFICATIONS
DRVU24V200WD	200W, 24V DC (8A), Triac/ELV/MLV



**Universal (X-Large)  
Dimming LED Driver**

CAT NO.	SPECIFICATIONS
DRVU24V300WD	300W, 24V DC (12A), Triac/ELV/MLV



**Electronic (Large)  
Dimming LED Driver**

CAT NO.	SPECIFICATIONS
DRVE24V48DW	48W, 24V DC (2A), Triac
DRVE24V60DW	60W, 24V DC (2.5A), Triac
DRVE24V96DW	96W, 24V DC (4A), Triac



**Dimmer  
with Built-in Driver**

CAT NO.	SPECIFICATIONS
DIMTP2	60W, 120V
DIMTP3	100W, 120V