

24V DC 6" New Construction 2-Hour Fire Rated IC Airtight Housing



24V DC 6" fire rated new construction LED housing. Compatible with 24V DC Koto Module

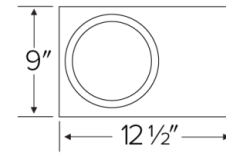
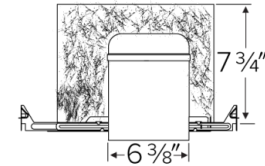
Features

- Only for use with [24V DC Koto Module](#)
- IC Airtight for direct contact with insulation.
- Simple installation with 24V Wire.
- cUL Listed for 2-Hour Fire Resistance to meet and exceed strict fire safety codes.
- Integrated Non-combustible insulation acts as a sound barrier minimizing sound transfer between floors.
- Meets Title 24 Requirements. ENERGY STAR® Certified.
- STC/IIC Sound Rated.
- Trims and module sold separately.

Specifications

| | |
|----------------------|--------|
| Wattage | 22W |
| Voltage | 24V DC |
| Damp Location | Listed |

Dimensions



Technical Details

Construction:

- Double wall IC rated for direct contact with insulation. For use in IC and non-IC conditions.
- Housing adjusts in frame to accommodate up to 1 1/2" ceiling thickness.
- Airtight housing with gasket to restrict airflow in accordance with ASTM E-283 air-tight requirements.

Installation:

- Designed for ceiling plenums where 2x8 joists or taller are used.
- High strength hanger bars can easily be nailed to joists.
- Suitable for T-grid and drop ceiling applications.
- See installation sheet for detailed information.

Junction Box: Positioned to accommodate straight conduit runs. Two 3/4" knockouts, Seven 1/2" trade size conduit knockouts, One 3/8" knockout. Four Pry-out knockout slots for easy romex installation.

Hanger Bars: Pre-installed hanger bars with True Nail easy installation in regular lumber, engineered lumber, and Laminated Beams. Integral T-bar slots for easy installation in T-Bars. Spans up 24" and can be repositioned 90°. Score lines allow for tool-free hanger bar size reduction. Integral leveling flange allows for single-person installation while easily aligning the housings with the joists.

Lamp: Designed for use with ELCO 24V DC Koto Module and trims.

Listings: cUL Listed for Damp Location and for Wet Location with select trims. cUL Listed for Direct Contact with Insulation and Combustible Material. cUL Listed for Feed Through. Sound rated.

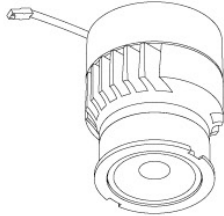
Product Numbers

| Item | Watts | Voltage |
|-------------------|-------|---------|
| E24V76FICA | 22W | 24V DC |

Compatible Products

For use with Dedicated 6" 24V DC ICA New Construction Housings

Koto™ 24V DC LED Light Engine



24V DC Koto™ LED Light Engine

| PRODUCT NUMBER BUILDER | | | |
|------------------------|-----------|----------------------|------------|
| Koto™ LED Light Engine | Lumens | Color Temperature | Voltage |
| ELK | 08 800 lm | 27 2700K 30 3000K | -24 24V DC |

**Standard module includes 38° installed with 25° & 60° field changeable lenses.*

ACCESSORIES



Lens

- EP731C 18° Lens
 - EP732C 25° Lens
 - EP733C 38° Lens
 - EP734C 60° Lens
- *EP732C, EP733C, EP734C Included with standard module



Snoot

- L50W White
- L50B Black



Secondary Optics

- L45 Hex Louver
- L46 Linear Lens
- L47 Spread Louver
- L49 Frosted Lens
- L51 Color Shifter
- L57 White Hex Louver
- L52 Blue Lens
- L53 Pink Shifter

6" Twist-On Trims



Round Reflector

ELK610
Finishes:
(WW, BB, BZBZ, BW,
CC, CW, CN, HW)



Adjustable Round Reflector

ELK629
Finishes:
(WW, BB, BZBZ,
BW, CW, HW)



Adjustable Round Baffle

ELK693
Finishes:
(WW, BB, BZBZ, BW)



Round Deep Reflector

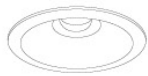
ELK6418
Finishes:
(W, BB, BZ, H)



Adjustable Slot Aperture

ELK6420
Finishes:
(W)

6" Unique™ Twist-On Trims



Round Reflector

ELK6710
Finishes:
(W, B, BZ)



Round Baffle

ELK6713
Finishes:
(W, BZ)



Round Wall Wash

ELK6715
Finishes:
(W, BZ)

Compatible Products

For use with Dedicated 6" 24V DC ICA New Construction Housings

24V DC Transformers



**Electronic Low Voltage
Dimmable Driver**

| CAT NO. | SPECIFICATIONS |
|------------|-----------------|
| DRVE24V60W | 60W, 120V Input |



**Constant Voltage
LED Driver**

| CAT NO. | SPECIFICATIONS |
|---------|----------------------|
| DRV60W | 60W, 120/277V Input |
| DRV100W | 100W, 120/277V Input |



**0-10V
Dimmable Driver**

| CAT NO. | SPECIFICATIONS |
|-----------|---------------------|
| DRV30W-10 | 30W, 120/277V Input |
| DRV60W-10 | 60W, 120/277V Input |
| DRV96W-10 | 96W, 120/277V Input |



**Lutron™ Hi-Lume 1%
LED Driver**

| CAT NO. | SPECIFICATIONS |
|-----------|---------------------------------|
| DRVLT40W | 40W, Triac, 120/277V |
| DRVLT340W | 40W, Lutron Ecosystem, 120/277V |



**Lutron™ Hi-Lume Premiere 0.1%
Dimming LED Driver**

| CAT NO. | SPECIFICATIONS |
|----------|---------------------------------------|
| DRVL396W | 96W, Lutron Ecosystem, 120/277V Input |



**Universal (Small)
Dimming LED Driver**

| CAT NO. | SPECIFICATIONS |
|-------------|-----------------------------------|
| DRVU24V24WD | 24W, 24V DC (1A), Triac/ELV/MLV |
| DRVU24V60WD | 60W, 24V DC (2.5A), Triac/ELV/MLV |



**Universal (Medium)
Dimming LED Driver**

| CAT NO. | SPECIFICATIONS |
|--------------|----------------------------------|
| DRVU24V100WD | 100W, 24V DC (4A), Triac/ELV/MLV |



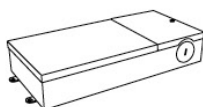
**Universal (Large)
Dimming LED Driver**

| CAT NO. | SPECIFICATIONS |
|--------------|----------------------------------|
| DRVU24V200WD | 200W, 24V DC (8A), Triac/ELV/MLV |



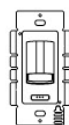
**Universal (X-Large)
Dimming LED Driver**

| CAT NO. | SPECIFICATIONS |
|--------------|-----------------------------------|
| DRVU24V300WD | 300W, 24V DC (12A), Triac/ELV/MLV |



**Electronic (Large)
Dimming LED Driver**

| CAT NO. | SPECIFICATIONS |
|-------------|---------------------------|
| DRVE24V48DW | 48W, 24V DC (2A), Triac |
| DRVE24V60DW | 60W, 24V DC (2.5A), Triac |
| DRVE24V96DW | 96W, 24V DC (4A), Triac |



**Dimmer
with Built-in Driver**

| CAT NO. | SPECIFICATIONS |
|---------|----------------|
| DIMTP2 | 60W, 120V |
| DIMTP3 | 100W, 120V |