

24V DC 4" Dedicated LED IC Airtight New Construction R60 and Chicago Plenum Housing



24V DC 4" R60 & Chicago Plenum New Construction LED Housing. Compatible with 24V DC Koto Module.

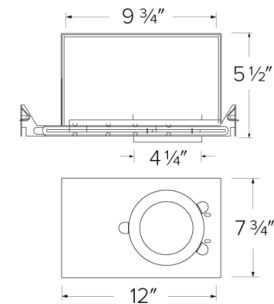
Features

- Only for use with [24V DC Koto Module](#)
- Double Wall Dedicated LED New Construction IC Airtight R-60 Foam Insulation Housing
- Simple installation with 24V Wire
- Meets Title 24 requirements. ENERGY STAR® Certified.
- Trims and module sold separately
- Suitable for Chicago Plenum construction

Specifications

Wattage	14W
Voltage	24V DC
Lamp Type	LED
Damp Location Listed	

Dimensions



Technical Details

Construction:

- Double Wall IC rated for direct contact with insulation, for use in IC or non-IC conditions.
- Housing adjusts in frame to accommodate up to 1 1/4" ceiling thickness.
- Airtight housing with gasket to restrict airflow in accordance with ASTM E-283 air-tight requirements.
- Steel housing for greater heat dissipation. Stamped galvanized steel frame.

Installation: Designed for ceiling plenums where 2x6 joists or taller joists are used. High strength hanger bars can easily be nailed to joists. Maximum hole cutout is 4 1/4". Suitable for T-grid and drop ceiling applications. See installation sheet for detailed information.

Junction Box: Positioned to accommodate straight conduit runs. Two 3/4" knockouts slots.

Hanger Bars: Pre-installed hanger bars with True Nail facilitate easy installation in regular lumber, engineered lumber, and laminated beams. Integral T-bar slots for easy installation in T-bars. Spans up to 24" and can be repositioned 90°. Score lines allow for tool-free hanger bar size reduction. Integral leveling flange allows for single-person installation while aligning the housings with the joists.

Electrical: Input Voltage: 24V DC.

Listings:

- cUL Listed for Damp Location.
- cUL Listed for Direct Contact with Insulation and Combustible Material.
- Airtight per ASTM E-283.
- Install a JA8-2022-E lamp/luminaire for Title 24 Compliance.

Warranty: ELCO Lighting warrants this product will be free from defects in materials and workmanship for a period of 5 years.

Product Numbers

Item	Lamp type	Watts	Voltage
E24V490AJICA	LED	14W	24V DC

Compatible Products

For use with Dedicated 4" 24V DC ICA New Construction Housings

Koto™ 24V DC LED Light Engine



24V DC Koto™ LED Light Engine

PRODUCT NUMBER BUILDER

Koto™ LED Light Engine	Lumens	Color Temperature	Voltage
ELK	08 800 lm	27 2700K 30 3000K	-24 24V DC

**Standard module includes 38° installed with 25° & 60° field changeable lenses.*

ACCESSORIES



Lens

- EP731C 18° Lens
 - EP732C 25° Lens
 - EP733C 38° Lens
 - EP734C 60° Lens
- *EP732C, EP733C, EP734C Included with standard module



Snoot

- L50W White
- L50B Black



Secondary Optics

- L45 Hex Louver
- L46 Linear Lens
- L47 Spread Louver
- L49 Frosted Lens
- L51 Color Shifter
- L57 White Hex Louver
- L52 Blue Lens
- L53 Pink Shifter

4" Pex™ Round Twist-On Trims



Recommended to be used with Maximum Adjustability Housing



Reflector

ELK4118
Finishes:
(W, BB, BZ, B, C, H)



Adjustable Gimbal

ELK4129
Finishes:
(W, BB, BZ, B, C, H)



Adjustable Pinhole

ELK4127
Finishes:
(B, BB, BZ)



Adjustable Baffle

ELK4193
Finishes:
(W, BB, B)



Slot Aperture

ELK4130
Finishes:
(W)



Rotatable Slot Aperture

ELK4120
Finishes:
(W)



Adj. Wall Wash

ELK4122
Finishes:
(W)

Compatible Products

For use with 4" 24V DC ICA New Construction Housings



4" Pex™ Square Twist-On Trims



Reflector
ELK4218
Finishes:
(W, BB, BZ, B, C, H)



Adjustable Gimbal
ELK4229
Finishes:
(W, BB, BZ, B, C, H)



Adjustable Pinhole
ELK4227
Finishes:
(B, BB, BZ)



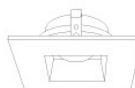
Adjustable Phenolic Baffle
ELK4293
Finishes:
(W, BB, B)



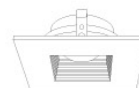
Adj. Slot Rotatable Aperture
ELK4220
Finishes:
(W)



Adjustable Wall Wash
ELK4222
Finishes:
(W)



Adjustable Reflector
ELK4282
Finishes:
(W)



Adjustable Baffle
ELK4284
Finishes:
(W)

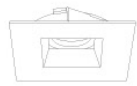
4" Flexa™ Twist-On Trims



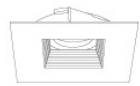
Round Reflector
ELK4721
Finishes:
(WW, BB, BZBZ, BW, CC, CW, HW, CN)



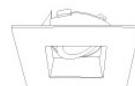
Round Baffle
ELK4723
Finishes:
(WW, BB, BZBZ, BW)



Square Reflector
ELK4741
Finishes:
(WW, BB, BZBZ, BW, HW)
**Not for Remodel Housing*



Square Baffle
ELK4743
Finishes:
(WW, BB, BZBZ, BW)
**Not for Remodel Housing*



Adjustable Square Reflector
ELK4759
Finishes:
(WW, BB, B, H)

Compatible Products

For use with 4" 24V DC ICA New Construction Housings

4" Pex™ Trimless • *Only for use with E24V485ICA & E24V490AJICA*



**Round Spackle
Frame Only**
EL4SFR



Round Smooth Reflector
ELK408
Finishes:
(W, B, BZ, H)



**Round Adjustable
Reflector**
ELK415
Finishes:
(W, B, BZ, H)



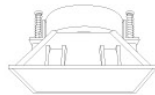
**Adjustable Reflector
with Spackle Frame**
ELK430
Finishes:
(W, B, BZ, H)



**Adjustable Baffle
with Spackle Frame**
ELK434
Finishes:
(W, B, BZ)



Sq. Spackle Frame
EL4SFS

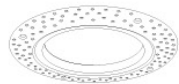


Sq. Smooth Reflector
ELK445
Finishes:
(W, B, H)



Sq. Adjustable Reflector
ELK459
Finishes:
(W, B, H)

4" Flush Mount Trim Adaptors



Round Flush Mount
EL4FMR
*For use with
ELK41 & Unique™ Trims*



Square Flush Mount
EL4FMS
*For use with
ELK42 Trims*

Compatible Products

For use with Dedicated 4" 24V DC ICA New Construction Housings

24V DC Transformers



**Electronic Low Voltage
Dimmable Driver**

CAT NO.	SPECIFICATIONS
DRVE24V60W	60W, 120V Input



**Constant Voltage
LED Driver**

CAT NO.	SPECIFICATIONS
DRV60W	60W, 120/277V Input
DRV100W	100W, 120/277V Input



**0-10V
Dimmable Driver**

CAT NO.	SPECIFICATIONS
DRV30W-10	30W, 120/277V Input
DRV60W-10	60W, 120/277V Input
DRV96W-10	96W, 120/277V Input



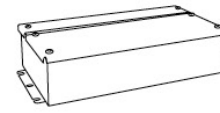
**Lutron™ Hi-Lume 1%
LED Driver**

CAT NO.	SPECIFICATIONS
DRVLT40W	40W, Triac, 120/277V
DRVLT340W	40W, Lutron Ecosystem, 120/277V



**Lutron™ Hi-Lume Premiere 0.1%
Dimming LED Driver**

CAT NO.	SPECIFICATIONS
DRVL396W	96W, Lutron Ecosystem, 120/277V Input



**Universal (Small)
Dimming LED Driver**

CAT NO.	SPECIFICATIONS
DRVU24V24WD	24W, 24V DC (1A), Triac/ELV/MLV
DRVU24V60WD	60W, 24V DC (2.5A), Triac/ELV/MLV



**Universal (Medium)
Dimming LED Driver**

CAT NO.	SPECIFICATIONS
DRVU24V100WD	100W, 24V DC (4A), Triac/ELV/MLV



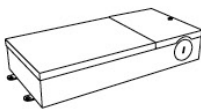
**Universal (Large)
Dimming LED Driver**

CAT NO.	SPECIFICATIONS
DRVU24V200WD	200W, 24V DC (8A), Triac/ELV/MLV



**Universal (X-Large)
Dimming LED Driver**

CAT NO.	SPECIFICATIONS
DRVU24V300WD	300W, 24V DC (12A), Triac/ELV/MLV



**Electronic (Large)
Dimming LED Driver**

CAT NO.	SPECIFICATIONS
DRVE24V48DW	48W, 24V DC (2A), Triac
DRVE24V60DW	60W, 24V DC (2.5A), Triac
DRVE24V96DW	96W, 24V DC (4A), Triac



**Dimmer
with Built-in Driver**

CAT NO.	SPECIFICATIONS
DIMTP2	60W, 120V
DIMTP3	100W, 120V