

# 24V DC 2" MAX. Adjustability IC Airtight New Construction Housing



## Features

- IC Airtight for direct contact with insulation
- 24V DC Quick Connect for easy module installation
- Integrated lip allows for use with 3/8" thick ceilings
- Limited 5 year warranty
- Optional Accessory: [2" Koto™ Housing Ceiling Extension Collar](#)

## Specifications

<b>Voltage</b>	24V DC
<b>Dimmable</b>	Triac/ELV

## Product Numbers

Item	Voltage	Dimming
<b>E24V276ICA</b>	24V DC	Triac/ELV

## Technical Details

### Construction:

- IC rated for direct contact with insulation, for use in IC or non-IC conditions.
- Housing accommodates up to 3/8" ceiling thickness.
- Airtight housing with gasket to restrict airflow in accordance with ASTM E-283 air-tight requirements.
- Steel housing for greater heat dissipation. Stamped galvanized steel frame.

**Installation:** Designed for ceiling plenums where 2x6 joists or taller joists are used. High strength swivel hanger bars can easily be nailed to joists. Suitable for T-grid and drop ceiling applications. See installation sheet for detailed information.

**Hanger Bars:** Pre-installed swivel hanger bars with TrueNail facilitate easy installation in regular lumber, engineered lumber, and laminated beams. Integral T-bar slots for easy installation in T-bars. Spans up to 24" and can be repositioned 90°. Score lines allow for tool-free hanger bar size reduction. Integral leveling flange allows for single-person installation while aligning the housings with the joists.

### Electrical:

- Input Voltage: 24V DC.
- Inherently protected.

### Dimmability:

- Dimmability based on lamp.

**Lamp:** Designed for use with ELCO 2" PEX Diecast Trims and 24V DC Koto™ LED module

### Listings:

- cULus Listed for US and Canada.
- cUL Listed for Damp Location.
- cUL Listed for Wet Location with select trims.
- cUL Listed for Feed Through.
- cUL Listed for Direct Contact with Insulation and Combustible Material.
- Airtight per ASTM E-283.
- Install a JA8-2016-E lamp for Title 24 Compliance.

**Warranty:** ELCO Lighting warrants products will be free from defects in materials and workmanship for a period of 5 years.

# Compatible Products



For use with Dedicated 2" 24V DC MAX. Adjustability ICA New Construction Housing

## Koto™ 24V DC LED Light Engine



24V DC Koto™ LED Light Engine

PRODUCT NUMBER BUILDER			
Koto™ LED Light Engine	Lumens	Color Temperature	Voltage
ELK	08 800 lm	27 2700K 30 3000K	-24 24V DC

*\*Standard module includes 38° installed with 25° & 60° field changeable lenses.*

### ACCESSORIES



#### Lens

- EP731C 18° Lens
  - EP732C 25° Lens
  - EP733C 38° Lens
  - EP734C 60° Lens
- \*EP732C, EP733C, EP734C Included with standard module



#### Snout

- L50W White
- L50B Black



#### Secondary Optics

- L45 Hex Louver
- L46 Linear Lens
- L47 Spread Louver
- L49 Frosted Lens
- L51 Color Shifter
- L57 White Hex Louver
- L52 Blue Lens
- L53 Pink Shifter

## 2" Pex™ Twist-On Trims



Round Deep Reflector

ELK2818  
Finishes:  
(W, B, H, BB, BZ)



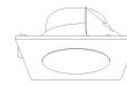
Round Adjustable Reflector

ELK2829  
Finishes:  
(W, B, H, BB, BZ)



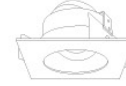
Round Adjustable Pinhole

ELK2827  
Finishes:  
(W, B, BB, BZ)



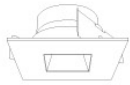
Square Deep Reflector

ELK2518  
Finishes:  
(W, B, BB)



Square Adjustable Reflector

ELK2529  
Finishes:  
(W, B, BB)



Square Reflector

ELK2541  
Finishes:  
(W, B, BB)



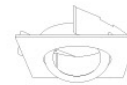
Square Adjustable Pinhole

ELK2527  
Finishes:  
(W, B, BB)



Round Gimbal

ELK2888  
Finishes:  
(W, B, BZ)



Square Gimbal

ELK2588  
Finishes:  
(W, BZ)

## 2" Pex™ Trimless



Spackle Frame

EL2SFR



Adjustable Trimless Reflector

ELK215  
Finishes:  
(W, B)

# Compatible Products



For use with Dedicated 2" 24V DC MAX. Adjustability ICA New Construction Housing

## 24V DC Transformers



**Electronic Low Voltage  
Dimmable Driver**

CAT NO.	SPECIFICATIONS
DRVE24V60W	60W, 120V Input



**Constant Voltage  
LED Driver**

CAT NO.	SPECIFICATIONS
DRV60W	60W, 120/277V Input
DRV100W	100W, 120/277V Input



**0-10V  
Dimmable Driver**

CAT NO.	SPECIFICATIONS
DRV30W-10	30W, 120/277V Input
DRV60W-10	60W, 120/277V Input
DRV96W-10	96W, 120/277V Input



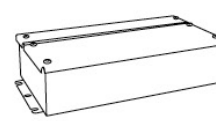
**Lutron™ Hi-Lume 1%  
LED Driver**

CAT NO.	SPECIFICATIONS
DRVLT40W	40W, Triac, 120/277V
DRVLT340W	40W, Lutron Ecosystem, 120/277V



**Lutron™ Hi-Lume Premiere 0.1%  
Dimming LED Driver**

CAT NO.	SPECIFICATIONS
DRVLT396W	96W, Lutron Ecosystem, 120/277V Input



**Universal (Small)  
Dimming LED Driver**

CAT NO.	SPECIFICATIONS
DRVU24V24WD	24W, 24V DC (1A), Triac/ELV/MLV
DRVU24V60WD	60W, 24V DC (2.5A), Triac/ELV/MLV



**Universal (Medium)  
Dimming LED Driver**

CAT NO.	SPECIFICATIONS
DRVU24V100WD	100W, 24V DC (4A), Triac/ELV/MLV



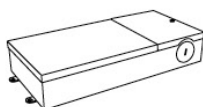
**Universal (Large)  
Dimming LED Driver**

CAT NO.	SPECIFICATIONS
DRVU24V200WD	200W, 24V DC (8A), Triac/ELV/MLV



**Universal (X-Large)  
Dimming LED Driver**

CAT NO.	SPECIFICATIONS
DRVU24V300WD	300W, 24V DC (12A), Triac/ELV/MLV



**Electronic (Large)  
Dimming LED Driver**

CAT NO.	SPECIFICATIONS
DRVE24V48DW	48W, 24V DC (2A), Triac
DRVE24V60DW	60W, 24V DC (2.5A), Triac
DRVE24V96DW	96W, 24V DC (4A), Triac



**Dimmer  
with Built-in Driver**

CAT NO.	SPECIFICATIONS
DIMTP2	60W, 120V
DIMTP3	100W, 120V