

# 2" Teak™ Power Pack

IC Rated power pack with the driver. To be used with Teak™ LED Light engines only.



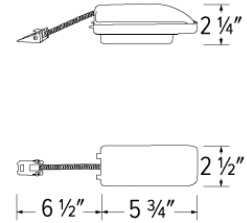
## Features

- To be used with Teak™ Light Engines only
- cUL Listed for direct contact with insulation
- Driver specified for 850 lumens (10.5W) or 1100 lumens (12.5W)
- Driver specified for 120V (Triac/ELV) or 120/277V (120V: 0-10V Triac/ELV, 277V 0-10V)
- Damp Location Listed, Wet Location with Wet Location Teak™ Light Engines
- JA8-2016-E, cUL, and Energy Star Qualified

## Specifications

<b>Wattage</b>	10.5W - 12.5W
<b>Lumens</b>	850 lm - 1100 lm
<b>Voltage</b>	120/277V or 120V
<b>Dimmable</b>	Triac/ELV, 0-10V/Triac/ELV

## Dimensions



## Technical Details

**Construction:** IC rated for direct contact with insulation. For use in IC and non-IC conditions.

**Installation:** Can be used in remodel applications without any additional frame. Can be used in new construction applications with E2LF1 frame.

**Electrical:** Driver is rated for 120V or 120/277V input. High Efficiency driver with a power factor > 0.95.

**Dimmability:** Option ELV/TRIAC dimming or 3 in 1 dimming: Triac, ELV and 0-10V dimming can be specified. an be specified with Lutron drivers. For a full list of dimmers refer to the Dimmer Compatibility List here: [TEAKDIMMERS](#).

**Listings:** cUL Listed. cUL Listed for Damp Location and for Wet Location with WET location Light Engines. cUL Listed for Direct Contact with Insulation and Combustible Material.

## Product Numbers

Item	Lumens	Watts	Voltage	Dimming
<b>E2L08RIC</b>	850 lm	10.5W	120V	Triac/ELV
<b>E2L11RIC</b>	1100 lm	12.5W	120V	Triac/ELV
<b>E2L08RICD</b>	850 lm	10.5W	120/277V	0-10V/Triac/ELV
<b>E2L11RICD</b>	1100 lm	12.5W	120/277V	0-10V/Triac/ELV

## Product Number Builder Example: E2L08RIC

2" IC Remodel Power Pack

Lumens

Dimming




**08** 850 lm  
**11** 1100 lm

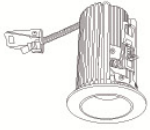
**RIC** Triac/ELV  
**RICD** 0-10V/Triac/ELV

# Compatible Products

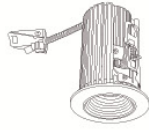


For use with 2" Teak™ IC Remodel Power Pack

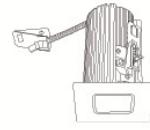
## 2" Teak™ LED Light Engines



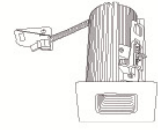
**E2L10 Series**  
**Round Reflector**  
Finishes:  
(W, BZ, B, C, H, BB)



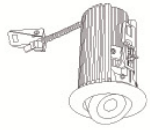
**E2L14 Series**  
**Round Baffle**  
Finishes:  
(W, BZ, B, BB)



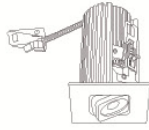
**E2L13 Series**  
**Square Reflector**  
Finishes:  
(W, BZ, B, C, H, BB)



**E2L15 Series**  
**Square Baffle**  
Finishes:  
(W, BZ, B, BB)



**E2L18 Series**  
**Round Adjustable**  
Finishes:  
(W, BZ, BB)



**E2L19 Series**  
**Square Adjustable**  
Finishes:  
(W, BZ, BB)



**E2L97 Series**  
**Pull Down**  
Finishes:  
(W, BZ, BB)

### PRODUCT NUMBER BUILDER

Teak™ Light Engine	Style	Beam Angle	Color Temperature	Finish
<b>E2L</b>				
	<b>10</b> Round Reflector	<b>F</b> 38° (Standard)	<b>27</b> 2700K	<b>W</b> All White
	<b>14</b> Round Baffle	<b>NF</b> 28°	<b>30</b> 3000K	<b>BZ</b> All Bronze
	<b>13</b> Square Reflector	<b>WF</b> 60°	<b>35</b> 3500K	<b>B</b> Black w/ White Ring
	<b>15</b> Square Baffle		<b>40</b> 4000K	<b>C</b> Chrome w/White Ring
	<b>18</b> Round Adjustable			<b>H</b> Haze w/White Ring
	<b>19</b> Square Adjustable			<b>BB</b> All Black
	<b>97</b> Pull Down			

### PLASTER FRAMES FOR REMODEL POWER PACKS



Plaster Frame  
**Single Cutout**

CAT NO.  
E2LF1



Plaster Frame  
**Multiple Cutout**

CAT NO.	SPECIFICATIONS
E2LF1-M2	2 Set
E2LF1-M3	3 Set
E2LF1-M4	4 Set
E2LF1-M5	5 Set

\*For row mounting fixtures



**ELCO Lighting**

# Dimmer Compatibility Chart

## 120V - Triac/ELV Dimmers

### For Teak™ System

E2L08ICA, E2L11ICA, E2L08RIC, E2L11RIC

#### For Reference Only

Testing conducted by ELCO Lighting is not a substitute for and does not imply certification by an independent laboratory or any other standards certification. Refer to manufacturer specifications for more detailed information on product certifications and standards. Consult the dimmer manufacturer prior to installation to ensure compatibility.

Manufacturer	Product	Part Number	Dimmed Light Output Range
Leviton	Decora SureSlide® Single Pole with Slide -to-Off	6672	15% - 100%
	Leviton Dimmer	1K3502	5% - 100%
Lutron	Vive, 120V, 150W LED/CFL, 600W Incandescent/Halogen, FP, Single Pole/Multi-Location Dimmer, Commercial Application	MRF2S-6CL	12% - 91%
	Panel Model, Commercial/Residential Application, FP	GP (Harrier) Card	10% - 94%
	Grafik QS/Mailbox Power Module, 120/220 to 240V AC, LED/Incandescent/Halogen Load Type, Commercial/Residential Indoor Application, FP	LQRJ-WPM-6P	10% - 95%
	Grafik Eye 3000/HomeWorks, 120V, Incandescent/Fluorescent Load Type, Commercial/Residential Application, FP	HWI-WPM-6D-120	10% - 95%
	Panel Dimming Module, 120V, Commercial/Residential Application, FP	HW/LP-RPM-4U-120	10% - 95%
	Panel Adaptive Dimming Module, 120V, Commercial/Residential Application, FP	HW/LP-RPM-4A-120	9% - 95%
	HomeWorks® QS for CFL/LED loads, 120V, RP, Commercial/Residential Application	LQSE-4A1-D/MQSE-4A1-D/ MQSE-3A1/MQSE-2A1-D	8% - 95%
	Energi Savr Node LED+ Phase Adaptive, Commercial Application, Reverse Phase, (Zone 1) (Zones 2-4)	QSN-4A5-S	8% - 95%
	Energi Savr Node LED+ Phase Adaptive, Commercial Application, Foward Phase, (Zone 1) (Zones 2-4)	QSN-4A5-S	10% - 97%
	RadioRA®2, 120V, 50/60-Hz, 150W LED or 600W Incandescent/Halogen, 3-Way & 4-Way, Residential Application	RRD-6CL	10% - 95%
	RadioRA®3, 120V, 250W LED/CFL or 500W Incandescent/Halogen, Single Pole, Multi-Location	RRST-PRO-N	10% - 95%
	HomeWorks® QS, 120V, 60-Hz, 150W LED/CFL or 600W Incandescent/Halogen/MLV, Residential Application	HQRD-6CL(H2) HQRA-6CL(H2)	10% - 95%
	Homeworks QS, Residential Application, Reverse Phase	LQSE-4A-120-D	8% - 89%
	HomeWorks® for LED/Incandescent/Halogen loads, Reverse Phase, (Zone 1) (Zones 2-4)	LQSE-4A5-120-D	8% - 89%
	HomeWorks® for LED/Incandescent/Halogen loads, Foward Phase, (Zone 1) (Zones 2-4)	LQSE-4A5-120-D	10% - 100%
	Ariadni® C-L Single Pole/3-Way, 150W LED/CFL or 600W Incandescent/Halogen	AYCL-153P	10% - 100%
	Skylark Contour® C-L, Single Pole/3-Way, 150W LED/CFL or 600W Incandescent/Halogen	CTCL-153P	10% - 100%
Skylark® C-L Single Pole/3-Way, 150W LED/CFL or 600W Incandescent/Halogen	SCL-153P	10% - 100%	

Integrating our lighting with your Smart Home System is a breeze. Simply check your Smart Home system for compatible smart switches and cross reference that with our Dimming Compatibility Chart. Once the switches are integrated with your Smart Home system your lights will be ready to go.



2042 E. Vernon Ave. Vernon CA 90058 Tel 323.231.2600 Fax 323.231.3200 [elcolighting.com](http://elcolighting.com)


RV 06.24

Manufacturer	Product	Part Number	Dimmed Light Output Range
Lutron	Diva® Series 150W Single Pole/3-Way Dimmer	DVCL-153P	10% - 100%
	Skylark Contour® Single Pole/3-Way 1000W Incandescent/Halogen	CT-103P	10% - 100%
	Skylark® Single Pole 300W ELV Preset Dimmer	SELV-300P	5% - 100%
	Skylark® Single Pole 600W Incandescent/Halogen, Slide-to-Off Dimmer	S-600P	5% - 100%
	Diva® 300W Single Pole/3-Way ELV Dimmer	DVELV-303P	10% - 100%
	Diva® 600W Single Pole Incandescent/Halogen Preset Dimmer	DV-600P	5% - 100%
	Ariadni® 600W Single Pole Magnetic Low Voltage Dimmer	AYLV-600P	5% - 100%
	Ariadni® 600W Single Pole/3-Way Incandescent/Halogen Dimmer	AY-603P	5% - 100%
	Maestro® 600W Single Pole/3-Way ELV Dimmer	MAELV-600	5% - 100%
	Maestro® C-L Single Pole/3-Way Dimmer. 150W Max for LED/CFL or 600W Max for Incandescent/Halogen	MACL-153M	10% - 100%
	Caséta® Wireless Dimmer	PD-6WCL	10% - 100%

**\*NOTE: Refer to dimmer manufacturer's documentation for installation instructions and circuit details**

Disclaimer: Minimum and maximum loads for LEDs and CFLs are given in number of lamps and may vary depending on the lamp being used. Testing conducted by ELCO Lighting is not a substitute for and does not imply certification by an independent laboratory or any other standards certification. Refer to manufacturer specifications for more detailed information on product certifications and standards.

Integrating our lighting with your Smart Home System is a breeze. Simply check your Smart Home system for compatible smart switches and cross reference that with our Dimming Compatibility Chart. Once the switches are integrated with your Smart Home system your lights will be ready to go.





**ELCO Lighting**

# Dimmer Compatibility Chart

## 120/277V - 0-10V/Triac/ELV Dimmers

For Teak™ System  
E2L08ICAD, E2L11ICAD, E2L08RICD, E2L11RICD

### For Reference Only

Testing conducted by ELCO Lighting is not a substitute for and does not imply certification by an independent laboratory or any other standards certification. Refer to manufacturer specifications for more detailed information on product certifications and standards. Consult the dimmer manufacturer prior to installation to ensure compatibility.

Manufacturer	Product	Part Number	Dimmed Light Output Range
<b>Triac/ELV Type Dimmers - 120V Only</b>			
Lutron	120V AC, 150W LED/CFL or 600W Incandescent/Halogen, Single Pole, 3-Way	RRD-6CL	1% - 100%
	120V AC 60Hz, 150W LED/CFL/Incandescent/Halogen, Single Pole, 3-Way,	DVCL-153P	1% - 100%
	120V 60Hz, 150W LED/CFL or 600W Incandescent/Halogen, Single Pole, 3-Way	TGCL-153P	1% - 100%
	120V AC 60Hz, 300W Electronic Low Voltage, 3-Way, Commercial/Residential Application	DVELV-303P	1% - 100%
	120V, 600W Incandescent/Halogen, Single Pole, Residential Indoor Application	TG-600P	1% - 100%
	120V, 1000W Incandescent or 600W Magnetic Low Voltage, Single Pole, 3-Way	CT103P	1% - 100%
	120V AC 60Hz, 600W Electronic Low Voltage, Single Pole/Multi-Location,	MAELV600	1% - 100%
	120V AC 60Hz, 500W Electronic Low Voltage, Single Pole/Multi-Location,	FAELV500	1% - 100%
	120V AC 60Hz, 600W Incandescent/Halogen, Single Pole, Slide-to-Off Dimmer	S-600P	1% - 100%
	120V AC 60Hz, 150W LED/CFL or 600W Incandescent/Halogen, Single Pole, 3-Way	SCL-153P	1% - 100%
	Caséta® Wireless Dimmer	PD-6WCL	1% - 100%
	120V AC 60Hz, Low Voltage Load Type, 150W Single Pole	DVLV-600P	5% - 100%
	120V AC, 60Hz, 600W Incandescent/Halogen, Single Pole, 3-Way, Residential and Commercial Application	DV-603P	1% - 100%
	120V AC, 50/60Hz, 150W LED/CFL, 600W Incandescent/Halogen, Single Pole, 3-Way, Indoor Application	MA-PRO	1% - 100%
	120V AC 60Hz, 150W LED/CFL or 600W Incandescent/Halogen, Single Pole, 3-Way,	MACL-153M	1% - 100%
Leviton	120V AC 60Hz, 300W Electronic Low Voltage, 400 Volt Amp, Single Pole, 3-Way,	IPE04	1% - 100%
	120V AC 60Hz, 300W CFL or 600W Incandescent, 400 Volt Amp, Single Pole, 3-Way,	6673-10W	1% - 100%
	120V AC, 600W Incandescent with LED Locator, Single Pole, 3-Way	VP106	1% - 100%
	120V AC 60Hz, 500W Incandescent with LED Level Indicator, Single Pole, 3-Way	6161	1% - 100%
	120V AC, 150W LED/CFL or 600W Incandescent, Single Pole, 3-Way	6674	1% - 100%
Eaton	120V AC, 300W LED/CFL or 600W Incandescent/MLV/Halogen, Single Pole, 3-Way	TAL06P1-C1	1% - 100%
Cooper	120V AC 60Hz, 300W LED/CFL or 600W Incandescent/Halogen, Single Pole, 3-Way	SLC03P / DAL06P	1% - 100%
	120V AC 60Hz, 300W LED/CFL or 600W Incandescent, Single Pole, 3-Way, Residential	DLC03P	1% - 100%
	120V AC 60Hz, 600W Incandescent/Halogen, Single Pole, 3-Way,	RI061-VW-K2	1% - 100%
	120V AC 60Hz, 300W LED/CFL/ Incandescent/Halogen, Single Pole, 3-Way	AAL06A-C2	1% - 100%
Lightolier	120V, 260W Incandescent/Halogen, Single Pole, 3-Way,	ZP260QEW	1% - 100%

Integrating our lighting with your Smart Home System is a breeze. Simply check your Smart Home system for compatible smart switches and cross reference that with our Dimming Compatibility Chart. Once the switches are integrated with your Smart Home system your lights will be ready to go.



Manufacturer	Product	Part Number	Dimmed Light Output Range
<b>0-10V Type Dimmers - 120/277V</b>			
Lutron	120/277V AC, 0-10V LED/CFL Ballast, Single Pole, 3-Way	NFTV	1% - 100%
	120/277V AC, 0-10V, Single Pole, 3-Way, Commercial and Residential, Indoor Application	DVSTV	1% - 100%
	120/277V AC 50/60Hz, 0-10V LED/CFL Ballast, Single Pole, 3-Way, Indoor Application	DVTV	1% - 100%
Leviton	120/277V AC 60Hz, 0-10V LED/CFL Ballast, Single Pole, 3-Way	IP710-DL	1% - 100%

**\*NOTE: Refer to dimmer manufacturer’s documentation for installation instructions and circuit details**

Disclaimer: Minimum and maximum loads for LEDs and CFLs are given in number of lamps and may vary depending on the lamp being used. Testing conducted by ELCO Lighting is not a substitute for and does not imply certification by an independent laboratory or any other standards certification. Refer to manufacturer specifications for more detailed information on product certifications and standards.

Integrating our lighting with your Smart Home System is a breeze. Simply check your Smart Home system for compatible smart switches and cross reference that with our Dimming Compatibility Chart. Once the switches are integrated with your Smart Home system your lights will be ready to go.

