

2" Round LED High-Lumen Adjustable Light Engine



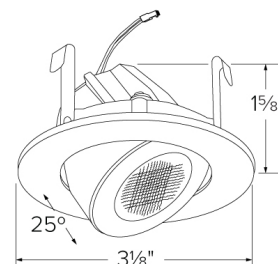
Features

- Suitable for use in fixtures installed in insulated ceilings.
- Suitable for new construction and remodel housings.
- Suitable for installation into ELCO 2" recessed fixtures with 2-wire connector.
- Diecast construction provides lasting durability.
- Energy Star Certified
- Title 24 JA8-2019 Compliant

Specifications

| | |
|----------------------|---------|
| Wattage | 11W |
| Lumens | 1100 lm |
| Color Temp. | 3000K |
| Lamp Type | LED |
| Beam Angle | 36° |
| CRI | 93+ |
| Damp Location | Listed |

Dimensions



Technical Details

Optics: PC Lens for even lumen distribution.

Construction: Diecast construction for lasting quality and greater heat dissipation. High quality powder coat finish preventing rust and paint cracking.

Installation: Must be installed in ELCO 2" Alder System housing; E2AJU12ICA, E2LCU86ICA, E2LCU86RICA.

LED Technology:

- Extremely accurate color rendering with 93+ CRI.
- Efficacy of max. 109 lumens per watt.
- Lumen Maintenance of 50,000 hours L70 based on LM80 standardized test results.
- Superior Thermal Management by utilizing aluminum body as heat sink.

Sunset: Sunset color temperature is our dim-to-warm LED technology that allows the color temperature to become warmer as the product is dimmed. Our SUNSET items start at 3000K and go as low as 1800K when dimmed. For Sunset dim technology be sure to order an item with "Sunset" in the Color Temperature (CCT) attribute.

Listings: cUL Listed for damp Location. ENERGY STAR® Certified. Title 24 JA8-2019 Compliant.

Warranty: ELCO Products are built to last with a 5-year Limited warranty.

Product Number

| Item | Lamp type | Lumens | CCT | Watts | Beam Angle | Finish |
|-------------------|-----------|---------|-------|-------|------------|-----------|
| E218C1830W | LED | 1100 lm | 3000K | 11W | 36° | All White |

Product Number Builder

Example: E218C1827W

ELCO 2" Light Engines

Color Temp.

White

E218C18

27

2700K

30

3000K

35

3500K

40

4000K

SD

Sunset¹

W

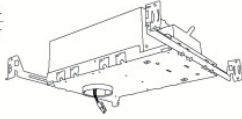
¹ Sunset, Dim to Warm technology, automatically transitions from 3000K to 1800K when dimmed

Compatible Products

For use 2" High Lumen LED Light Engines



2" Alder™ IC Airtight High Tech LED Housings



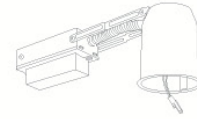
2" Double Wall IC Rated for max.
R-60 spray foam insulation
New Construction

| CAT NO. | SPECIFICATIONS |
|------------|-----------------------------------|
| E2AJU12ICA | 11W, 120/277V, Triac/ELV/0-10V |



2" Single Wall IC Housing
New Construction

| CAT NO. | SPECIFICATIONS |
|------------|--------------------------------|
| E2LCU86ICA | 11W, 120/277V, Triac/ELV/0-10V |
| E2LC185ICA | 11W, 120V, Triac/ELV |



2" Single Wall IC Housing
Remodel

| CAT NO. | SPECIFICATIONS |
|-------------|--------------------------------|
| E2LCU86RICA | 11W, 120/277V, Triac/ELV/0-10V |
| E2LC185RICA | 11W, 120V, Triac/ELV |

2" Alder™ Accessories



Emergency Battery Backup

| CAT NO. | SPECIFICATIONS |
|---------|--------------------|
| KEM-LD3 | 8W, Up to 750 lm |
| KEM-LD4 | 12W, Up to 1100 lm |



Fire Cover

| CAT NO. | SPECIFICATIONS |
|---------|---------------------|
| FIRECVR | 9 3/4" H x 17" O.D. |



Fire Enclosure

| CAT NO. | SPECIFICATIONS |
|------------|-------------------------------|
| FIREENCL | 20 3/8" L x 14 3/8" W |
| FIREENCL-S | Shallow, 16" L x 14 3/8" W |



Mica Fire Tape

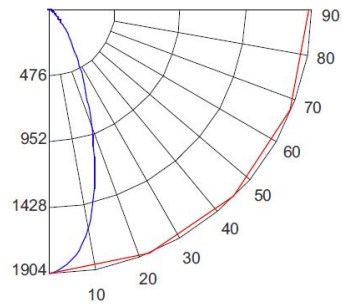
| CAT NO. | SPECIFICATIONS |
|----------|----------------|
| FIRETAPE | 3/4" W x 16' L |

*Driver included for all housings

2" Round LED High Lumen Adjustable Light Engine Multiplier: 2700K (x 0.96), 3500K (x 1.04), 4000K (x 1.08)

PHOTOMETRIC REPORT

Product #: E218C1830
Wattage/Lumens: 10.6W/ 1125 lm
Luminaire LPW: 106 Lm/W



CANDLE POWER SUMMARY

| Degrees Vertical | 0° |
|------------------|------|
| 0 | 1900 |
| 5 | 1818 |
| 15 | 1271 |
| 25 | 608 |
| 35 | 240 |
| 45 | 92 |
| 55 | 36 |
| 65 | 16 |
| 75 | 6 |
| 85 | 1 |
| 90 | 0 |

ILLUMINANCE AT A DISTANCE

| Distance to Target Plane | Footcandles Beam Center | Beam Diameter |
|--------------------------|-------------------------|---------------|
| 4' | 119 | 2.9' |
| 6' | 52.8 | 4.4' |
| 8' | 29.7 | 5.8' |
| 10' | 19.0 | 7.3' |

ZONAL LUMEN SUMMARY

| Zone | Lumens | % Luminaire |
|-------|---------|-------------|
| 0-30° | 824.05 | 73.20 |
| 0-40° | 987.31 | 87.80 |
| 0-60° | 1097.78 | 97.60 |
| 0-90° | 1123.76 | 99.90 |



ELCO Lighting

Dimmer Compatibility Chart for The Alder™ System

High Tech 0-10V/ TRIAC/ ELV

For Reference Only

Testing conducted by ELCO Lighting is not a substitute for and does not imply certification by an independent laboratory or any other standards certification. Refer to manufacturer specifications for more detailed information on product certifications and standards. Consult the dimmer manufacturer prior to installation to ensure compatibility.

| Manufacturer | Product | Part Number | Dimmed Light Output Range |
|-------------------------------|--|-------------|---------------------------|
| Triac/ELV Type Dimmers | | | |
| Eaton | AL Series, Decorator Single-Pole/3-Way Preset Dimmer | DAL06P | 10% - 100% |
| | DEVINE Decorator, Single Pole/3-Way Dimmer | DLC03P | 10% - 100% |
| | SKYE Slide, Single-Pole/3-Way Preset Dimmer | SLC03P | 10% - 100% |
| Leviton | Decora 4-Level Step Electro-Mechanical Incandescent Dimmer | 6161-W | 10% - 100% |
| | Decora Incandescent Dimmer, Single Pole Slide-to-Off with Optional Locator Light | 6631-L | 10% - 100% |
| | Decora Incandescent Dimmer, Single Pole/3-Way with Preset ON/OFF Switch | 6633-PL | 10% - 100% |
| | Trimatron Deluxe 3-Way Electro-Mechanical Incandescent Rotary Dimmer with Push ON/OFF | 6683-IW | 10% - 100% |
| | Decora Incandescent Dimmer with LED Locator | IPI06-1L | 10% - 100% |
| | Decora Single-Pole/3-Way, IllumaTech Preset Electro-Mechanical Electronic Low-Voltage Slide Dimmer | IPE04-1L | 10% - 100% |
| | Vizia+ Electronic Low Voltage Dimmer with LED Locator and Brightness Display: Neutral Required | VPE06-1L | 10% - 100% |
| Lightolier | Sunrise Quiet Electronic Low Voltage Dimmer | ZP260QE | 10% - 100% |
| Lutron | Skylark Contour® Single Pole/3-Way Incandescent/Halogen or Magnetic Low Voltage, Preset Dimmer | CT-103P | 10% - 100% |
| | Diva® Series Single Pole Dimmer | DV-600P | 10% - 100% |
| | Diva® Series 150W Single Pole/3-Way Dimmer | DVCL-153P | 5% - 86% |
| | Diva® (gloss) 3-Way, Electronic Low Voltage Dimmer | DVELV-303P | 10% - 100% |
| | Faendra® Single Pole, Electronic Low Voltage Dimmer | FAELV-500 | 10% - 100% |
| | Lumea® Gloss Single Pole, Incandescent/Halogen, Preset Dimmer | LG-600PH | 10% - 100% |
| | Maestro® (Gloss) Single Pole/Multi-Location, Electronic Low Voltage Dimmer | MAELV-600 | 10% - 100% |
| | Skylark® Series 600W Single Pole | S-600P | 10% - 100% |
| | Skylark® Single Pole/3-Way, Incandescent/Halogen, Preset, "Eco-Dim" Dimmer | S-603PG | 5% - 85% |
| | Skylark® 300W, Single Pole, Electronic Low Voltage, Preset Dimmer | SELV-300P | 10% - 100% |
| | Ariadni®/Toggler® Single Pole, Incandescent/Halogen Dimmer | TG-600P | 10% - 100% |
| | Ariadni®/Toggler® Series 150W Single Pole/3-Way Dimmer | TGCL-153P | 5% - 86% |
| 0 – 10V Type Dimmers | | | |
| Lutron | Diva® (Gloss) Single Pole. Must be used with power pack model PP-DV (120-277V) or PP-347H (347V) | DVTV | 10% - 100% |
| | Nova® Single Pole. Must be used with power pack model PP-DV (120-277V), or PP-347H (347V) | NFTV | 10% - 100% |

*NOTE: Refer to dimmer manufacturer's documentation for installation instructions and circuit details

Disclaimer: Minimum and maximum loads for LEDs and CFLs are given in number of lamps and may vary depending on the lamp being used. Testing conducted by ELCO Lighting is not a substitute for and does not imply certification by an independent laboratory or any other standards certification. Refer to manufacturer specifications for more detailed information on product certifications and standards.

2042 E. Vernon Ave. Vernon CA 90058 Tel 323.231.2600 Fax 323.231.3200 elcolighting.com