

2" Round LED Baffle Light Engines



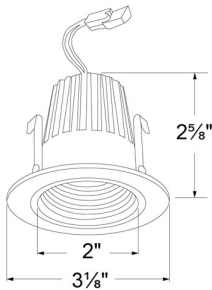
Features

- Suitable for use in fixtures installed in insulated ceilings.
- Suitable for new construction and remodel housings.
- Suitable for installation into ELCO 2" recessed fixtures with 2-wire connector.
- Diecast construction provides lasting durability.
- Energy Star Certified.
- Title 24 JA8-2019 Compliant.

Specifications

Wattage	9W
Lumens	640 lm
Color Temp.	3000K
Lamp Type	LED
Beam Angle	36°
CRI	93+
Wet Location	Listed

Dimensions



Technical Details

- Optics:** PC Lens for even lumen distribution.
- Construction:** Diecast construction for lasting quality and greater heat dissipation. High quality powder coat finish preventing rust and paint cracking.
- Installation:** Must be installed in ELCO 2" Alder System housing; E2LC106ICA, E2LC175ICA, E2LC175RICA, E2LC106, E2LRC106.
- LED Technology:**
- Extremely accurate color rendering with 93+ CRI.
 - Efficacy of max. 93 lumens per watt.
 - Lumen Maintenance of 50,000 hours L70 based on LM80 standardized test results.
 - Superior Thermal Management by utilizing aluminum body as heat sink.
- Listings:** cUL Listed for Wet Location. ENERGY STAR® Certified. Title 24 JA8-2019 Compliant.
- Warranty:** ELCO Products are built to last with a 5-year Limited warranty.

Product Number

Item	Lamp type	Lumens	CCT	Watts	Beam Angle	Finish
E214C0630W	LED	640 lm	3000K	9W	36°	All White

Product Number Builder

Example: **E214C0627W**

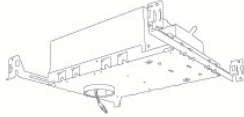
ELCO 2" Light Engines	Lumens	Color Temp.	Finish
<div>E214C</div>	<div><div>06 640</div><div>07 840</div></div>	<div><div>27 2700K</div><div>30 3000K</div><div>35 3500K (07 only)</div><div>40 4000K (07 only)</div></div>	<div><div>W All White</div></div>

Compatible Products

For use 2" LED Light Engines



2" Alder™ IC Airtight LED Housings



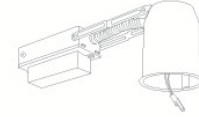
2" Double Wall LED IC Housing
New Construction

CAT NO.	SPECIFICATIONS
E2LC106ICA	9W, 120V, Triac/ELV



2" Single Wall LED IC Housing
New Construction

CAT NO.	SPECIFICATIONS
E2LC175ICA	9W, 120V, Triac/ELV



2" Single Wall LED IC Housing
Remodel

CAT NO.	SPECIFICATIONS
E2LC175RICA	9W, 120V, Triac/ELV

2" Alder™ Non-IC Airtight LED Housings



2" Single Wall LED Non-IC Housing
New Construction

CAT NO.	SPECIFICATIONS
E2LC106	9W, 120V, Triac/ELV



2" Single Wall LED Non-IC Housing
Remodel

CAT NO.	SPECIFICATIONS
E2LRC106	9W, 120V, Triac/ELV

2" Alder™ Accessories



Emergency Battery Backup

CAT NO.	SPECIFICATIONS
KEM-LD3	8W, Up to 750 lm
KEM-LD4	12W, Up to 1100 lm



Fire Cover

CAT NO.	SPECIFICATIONS
FIRECVR	9 3/4" H x 17" O.D.



Fire Enclosure

CAT NO.	SPECIFICATIONS
FIREENCL	20 3/8" L x 14 3/8" W
FIREENCL-S	Shallow, 16" L x 14 3/8" W



Mica Fire Tape

CAT NO.	SPECIFICATIONS
FIRETAPE	3/4" W x 16' L

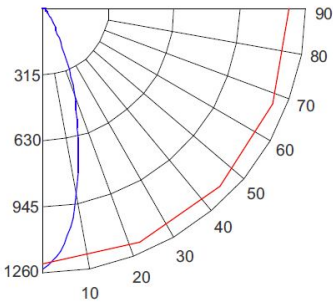
*Driver included for all housings

2" Round LED Baffle Light Engine

Multiplier: 3000K (x 1.04)

PHOTOMETRIC REPORT

Product #: E214C0627
Wattage/Lumens: 8.9W/ 597 lm
Luminaire LPW: 67 Lm/W



CANDLE POWER SUMMARY

Degrees Vertical	0°
0	1240
5	1128
15	643
25	242
35	58
45	16
55	12
65	6
75	3
85	0
90	0

ILLUMINANCE AT A DISTANCE

Distance to Target Plane	Footcandles Beam Center	Beam Diameter
4'	77.5	2.7'
6'	34.4	4.0'
8'	19.4	5.4'
10'	12.4	6.7'

ZONAL LUMEN SUMMARY

Zone	Lumens	% Luminaire
0-30°	491.39	82.40
0-40°	555.37	93.10
0-60°	583.48	97.80
0-90°	596.00	99.90



ELCO Lighting

Dimmer Compatibility Chart

2" Alder System LED Light Engines

For E210C06, E210C07, E210C18, E213C06, E213C07, E214C06, E214C07, E215C06, E215C07, E218C06, E218C07, E219C06, E219C07 Series

For Reference Only

Testing conducted by ELCO Lighting is not a substitute for and does not imply certification by an independent laboratory or any other standards certification. Refer to manufacturer specifications for more detailed information on product certifications and standards. Consult the dimmer manufacturer prior to installation to ensure compatibility.

Manufacturer	Product	Part Number	Dimmed Light Output Range
Lutron	Skylark Contour, 120V AC, 60Hz, 600W Incandescent/Halogen, Single Pole, 3-Way Indoor Application, Residential/Commercial Application	CT-603PG / CT-600PR	10% - 100%
	Diva, 120V AC, 60Hz, 600W Incandescent/Halogen, Single Pole, 3-Way, Residential/Commercial Application	DV-600PR / DV603PG	10% - 100%
	Diva, 120V, 60Hz, 150W LED/CFL, 600W Incandescent/Halogen, Single Pole, 3-Way	DVW-603PGH / DVCL-153P	10% - 100%
	Maestro, 120V, 50/60Hz, 150W LED/CFL, 600W Incandescent/Halogen, Single Pole, 3-Way	MACL-153M / TGCL-153P	10% - 100%
	Skylark, Single Pole 600W Incandescent/Halogen, Slide-to-Off Dimmer	S-600PR / S-2-LH	10% - 100%
Leviton		1A1505 / IC1605	10% - 100%
	SureSlide, 120V AC 60Hz, 600W for LED and CFL, 600W for Incandescent, Single Pole, 3-Way, Polycarbonated Housing	6631 / 6633	10% - 100%
Cooper	Decorator Dimmer, 120V 60Hz, 300W for LED and CFL, 600W for Incandescent, Single Pole, 3-Way, Polycarbonated Housing	DLC03P	10% - 100%

***NOTE: Refer to dimmer manufacturer's documentation for installation instructions and circuit details**

Disclaimer: Minimum and maximum loads for LEDs and CFLs are given in number of lamps and may vary depending on the lamp being used. Testing conducted by ELCO Lighting is not a substitute for and does not imply certification by an independent laboratory or any other standards certification. Refer to manufacturer specifications for more detailed information on product certifications and standards.

Integrating our lighting with your Smart Home System is a breeze. Simply check your Smart Home system for compatible smart switches and cross reference that with our Dimming Compatibility Chart. Once the switches are integrated with your Smart Home system your lights will be ready to go.



2042 E. Vernon Ave. Vernon CA 90058 Tel 323.231.2600 Fax 323.231.3200 elcolighting.com