

# 2" Low Voltage Koto Sylo™ Pendant

Works with 12V AC and 24V DC Koto™ LED Module



## Features

- Modern Die-Cast aluminum fixture for easy maintenance and upgrades
- Available with 120" Field Cuttable Cable or Stems (12", 24", 36", 48", 60", 72" and 84")
- Includes Standard 38° lens, with 25° and 60° lenses. Optional: 18° lenses available (EP731C)
- Low Voltage fixtures (24V DC and 12V AC options)
- Fits 3 1/2" and 4" Octagon and Round Junction boxes
- Sunset option dims from 3000K to 1800K
- Energy Star Compliant. Title 24 JA8-2022 Compliant
- Life span of 50,000 hours L70
- **Sunset** with 12V AC LED Module only (12A)

## Specifications

<b>Wattage</b>	9W
<b>Lumens</b>	800 lm
<b>Voltage</b>	12V AC
<b>Color Temp.</b>	SunsetK
<b>Lamp Type</b>	LED
<b>Beam Angle</b>	38°
<b>CRI</b>	90

## Options



## Technical Details

**Optics:** Polycarbonate module lens diffuses light evenly throughout while reducing glare with LED technology.

**Construction:** Integrated driver and light engine. Diecast aluminum body with heat fins allows for efficient cooling.

**Installation:** Twist-lock design for toolless trim installation, for use with Koto Sylo™ products only.

**Electrical:** High-efficiency driver with a power factor >0.9. Start time of less than 0.75 seconds.

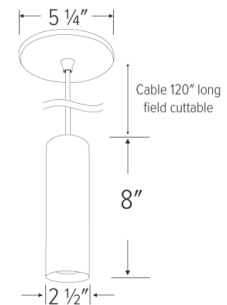
**LED Technology:** Extremely accurate Color Rendering Index of 90+. Lumen Maintenance of 50,000 hours L70 Life based on LM80 standardized test results. Superior Thermal Management by utilizing integrated heat sink. Instant On to Full Brightness technology. No LED pixelation.

**Sunset:** Sunset color temperature is our dim-to-warm LED technology that allows the color temperature to become warmer as the product is dimmed. Our SUNSET items start at 3000K and go as low as 1800K when dimmed. For Sunset dim technology be sure to order an item with "Sunset" in the Color Temperature (CCT) attribute.

**Dimmability:** Dims down to 10%. For full list of dimmers, refer to the Dimmer Compatibility List. Industry leading dimming.

**Warranty:** ELCO Products are built to last with a 5-year Limited Warranty.

## Dimensions



**Product Number Builder** Example: **E25PW-0812A27**

Koto Sylo™	Style	Finish	Koto™ Module	Voltage	Color Temperature	Beam Angle	Length
<b>E25</b>	<b>P</b> Pendant	<b>W</b> All White <b>B</b> All Black <b>S</b> Silver	<b>-08</b> <sup>1</sup> 800 lm (9W-10W)	<b>12A</b> 12V AC <b>24D</b> 24V DC	<b>27</b> 2700K <b>30</b> 3000K <b>SD</b> <sup>2</sup> Sunset (12A only)	38° lens <sup>3</sup> <b>-S</b> 18° lens <b>-N</b> 25° lens <b>-W</b> 60° lens	120" Cable Mount <sup>4</sup> <b>-12</b> 12" Stem <sup>5</sup> <b>-24</b> 24" Stem <sup>5</sup> <b>-36</b> 36" Stem <sup>5</sup> <b>-48</b> 48" Stem <sup>5</sup> <b>-60</b> 60" Stem <sup>5</sup> <b>-72</b> 72" Stem <sup>5</sup> <b>-84</b> 84" Stem <sup>5</sup>

<sup>1</sup> (9W) for 12A, (10W) for 24D

<sup>2</sup> Sunset, Dim to Warm technology, automatically transitions from 3000K to 1800K when dimmed

<sup>3</sup> Includes 25° and 60° lens in the box

<sup>4</sup> 120 inch field cuttable cable

<sup>5</sup> Stem is not field cuttable

# Compatible Products



For use with Low Voltage Koto Sylo™ Fixtures

## Junction Boxes for Low Voltage Koto Sylo™ Fixtures



Junction Box with Hanger Bars  
**New Construction**

CAT NO.	SPECIFICATIONS
ELJ4S	3 3/4" x 3 3/4" x 2 3/8"



Junction Box without Hanger Bars  
**New Construction**

CAT NO.	SPECIFICATIONS
ELJ332	3 3/4" x 3 3/4" x 2 3/8"

### Accessories



**Hard Wire Adapter**

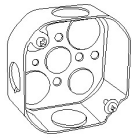
CAT NO.	SPECIFICATIONS
PSA38	Socket Adapter



**4" Hard Wire Adapter**

CAT NO.	SPECIFICATIONS
PSA38-4	4"

### Other Compatible Junction Boxes



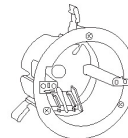
3 1/2" & 4" Octagon  
**Steel Junction Boxes**

4" x 4" x 1 1/2"  
4" x 4" x 2 1/8"  
3 1/2" x 3 1/2" x 1 1/2"



4" Round Surface  
**Mount Box**

4" O.D. x 1 1/2"



3 1/2" Round Old Work  
**(Non-Metallic)**

4 1/4" O.D. x 3 1/2" I.D. x 2 5/8"



3 1/2" & 4" Round New Work  
**(Non-Metallic)**

4" O.D. x 2 3/16"  
3 1/2" O. D x 2 3/4"

## Accessories



**Emergency Battery Backup**

CAT NO.	SPECIFICATIONS
KEM-LD5	25W, 120/277V

## Koto™ LED Module Accessories



**Lens**

<b>EP731C</b>	18° Lens
<b>EP732C</b>	25° Lens
<b>EP733C</b>	38° Lens
<b>EP734C</b>	60° Lens

*\*EP732C, EP733C, EP734C Included*



**Reflectors**

<b>EP735C</b>	15°
<b>EP736C</b>	25°
<b>EP737C</b>	38°
<b>EP738C</b>	60°



**Secondary Optics**

<b>L45</b>	Hex Louver
<b>L46</b>	Linear Louver
<b>L47</b>	Spread Louver
<b>L49</b>	Frosted Lens
<b>L51</b>	Color Shifter
<b>L54</b>	Single Asymmetric Herculux Lens
<b>L55</b>	Double Asymmetric Herculux Lens



**Snoot**

<b>L50W</b>	White
<b>L50B</b>	Black

## 12VAC Transformers



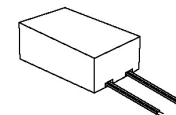
Electronic (No Minimum Load)  
**Dimmable Driver**

CAT NO.	SPECIFICATIONS
LET-60	60W, 120V Input
LET-60-277	60W, 277V Input
LET-60-H	60W, 120V Input, Bottom Lead



0-10V Electronic  
**Dimmable Driver**

CAT NO.	SPECIFICATIONS
LET-60DX	60W, 120V, 0-10V
LET-60DX-277	60W, 277V, 0-10V



Miniature Electronic  
**Dimmable Driver**

CAT NO.	SPECIFICATIONS
LET-75	75W, 12V AC

# Compatible Products



For use with **Low Voltage Koto Sylo™** Fixtures

## 24V DC Transformers



Electronic Low Voltage  
Dimmable Driver

CAT NO.	SPECIFICATIONS
DRVE24V60W	60W, 120V Input, 24V DC



Constant Voltage  
LED Driver

CAT NO.	SPECIFICATIONS
DRV100W	100W, 120/277V Input, 24V DC



0-10V  
Dimmable Driver

CAT NO.	SPECIFICATIONS
DRV30W-10	30W, 120/277V Input
DRV60W-10	60W, 120/277V Input
DRV96W-10	96W, 120/277V Input



Universal (Small)  
Dimming LED Driver

CAT NO.	SPECIFICATIONS
DRVU24V24WD	24W, 24V DC (1A), Triac/ELV/MLV
DRVU24V60WD	60W, 24V DC (2.5A), Triac/ELV/MLV



Universal (Medium)  
Dimming LED Driver

CAT NO.	SPECIFICATIONS
DRVU24V100WD	100W, 24V DC (4A), Triac/ELV/MLV



Universal (Large)  
Dimming LED Driver

CAT NO.	SPECIFICATIONS
DRVU24V200WD	200W, 24V DC (8A), Triac/ELV/MLV



Universal (X-Large)  
Dimming LED Driver

CAT NO.	SPECIFICATIONS
DRVU24V300WD	300W, 24V DC (12A), Triac/ELV/MLV



Electronic (Small)  
Dimming LED Driver

CAT NO.	SPECIFICATIONS
DRVE24V24DW	24W, 24V (1A), Triac



Magnetic (Large)  
Dimming LED Driver

CAT NO.	SPECIFICATIONS
DRVE24V48DW	48W, 24V (2A), Triac
DRVE24V60DW	60W, 24V (2.5A), Triac
DRVE24V96DW	96W, 24V (4A), Triac



Magnetic (Small)  
Dimming LED Driver

CAT NO.	SPECIFICATIONS
DRVM24V20W	20W, 24V DC
DRVM24V40W	40W, 24V DC



Magnetic (Medium/Large)  
Dimming LED Driver

CAT NO.	SPECIFICATIONS
DRVM24V60W	60W, 24V DC
DRVM24V100W	100W, 24V DC
DRVM24V150W	150W, 24V DC
DRVM24V200W	200W, 24V DC
DRVM24V300W	300W, 24V DC

# Photometric Report

## 12V AC Retrofit Koto™ LED Module

### PHOTOMETRIC REPORT

Product #: ELK0830-12  
 Wattage / Lumens: 10W / 971.7 lm  
 Luminaire LPW: 97 lm/W



### CANDLE POWER SUMMARY

Degree Vertical	0°
0	1199
5	1152
15	968
25	540
35	252
45	95
55	31
65	13
75	6
85	2
90	1

### ILLUMINANCE AT A DISTANCE

Distance to Target Plane	Center Beam Footcandles	Beam Diameter
4'	103.3	3.1'
6'	36.4	4.7'
8'	18.7	6.3'
10'	12.6	7.8'

### ZONAL LUMEN SUMMARY

Zone	Lumens	%Luminaire
0-30°	565.3	70.6
0-40°	697.3	87.1
0-60°	780.3	97.5
0-90°	796.0	99.4

# Photometric Report

## 24V DC Koto™ LED Module

### PHOTOMETRIC REPORT

Product #: ELK0827-24 (36°)  
 Wattage / Lumens: 10W / 860.2 lm  
 Luminaire LPW: 86 lm/W



### CANDLE POWER SUMMARY

Degree Vertical	0°
0	2329
5	2082
15	1212
25	301
35	61
45	35
55	22
65	12
75	5
85	0
90	0

### ILLUMINANCE AT A DISTANCE

Distance to Target Plane	Center Beam Footcandles	Beam Diameter
4'	146	2.4'
6'	64.7	3.5'
8'	36.4	4.7'
10'	23.3	5.9'

### ZONAL LUMEN SUMMARY

Zone	Lumens	%Luminaire
0-30°	754.8	87.3
0-40°	806.2	93.2
0-60°	850.3	98.3
0-90°	864.6	100

### PHOTOMETRIC REPORT

Product #: ELK0830-24 (36°)  
 Wattage / Lumens: 10W / 901.2 lm  
 Luminaire LPW: 90.1 lm/W



### CANDLE POWER SUMMARY

Degree Vertical	0°
0	2426
5	2169
15	1262
25	314
35	64
45	37
55	23
65	12
75	6
85	0
90	0

### ILLUMINANCE AT A DISTANCE

Distance to Target Plane	Center Beam Footcandles	Beam Diameter
4'	152	2.4'
6'	67.4	3.5'
8'	37.9	4.7'
10'	24.3	5.9'

### ZONAL LUMEN SUMMARY

Zone	Lumens	%Luminaire
0-30°	786.2	87.3
0-40°	839.8	93.2
0-60°	885.7	98.3
0-90°	900.6	100