


12V AC Electronic Transformer (No Minimum Load)



Features

Specifications

Wattage	60W
Voltage	120V or 277V

Technical Details

- Electronic Low Voltage (ELV) Dimmable (120V only)
- 12V AC Output
- 60W
- For remote installation
- Daisy chain up to 6 Oak Fixtures on one transformer
- Dimensions: 5 1/8" L x 1 3/8" W x 1" H

Options



LET-60

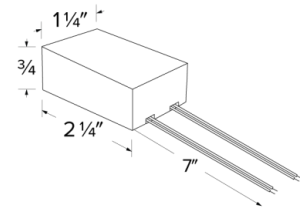


LET-60H - Front

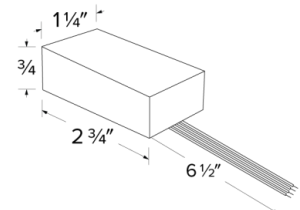


LET-60H - Back

LET-60



LET-60H



Product Numbers

Item	Description	Watts	Voltage
LET-60	Side Lead Electronic Transformer	60W	120V
LET-60-277	Electronic Transformer	60W	277V
LET-60H	Bottom Lead Electronic Transformer	60W	120V

Product Number Builder

Example: **LET-60**

60W No Min Load 12V AC Electronic Transformer

Voltage

LET-60

120V Input

-277 277V Input

H Bottom Lead



ELCO Lighting

Dimmer Compatibility Chart

12V AC Electronic Transformer

For LET-60, LET-60-277, & LET-60H

For Reference Only

Testing conducted by ELCO Lighting is not a substitute for and does not imply certification by an independent laboratory or any other standards certification. Refer to manufacturer specifications for more detailed information on product certifications and standards. Consult the dimmer manufacturer prior to installation to ensure compatibility.

Manufacturer	Product	Part Number	Dimmed Light Output Range
Leviton	Vizia, 120V AC, 60Hz, 600W Electronic Low Voltage, Single Pole, 3-Way	VPE06	10% - 100%
Lutron	Diva®, 120V, 60Hz, 600W Magnetic Low Voltage, Single Pole, 3-Way, Commercial or Residential Application	DVLV-600P	10% - 100%
	Diva®, 120V, 600W Incandescent, Single Pole, 3-Way, Indoor/Dry Location Application	DV-600P	10% - 100%
	Nova, 120V AC, 60Hz, 1000W Incandescent/Halogen, Single Pole, 3-Way, Commercial or Residential Application	NT-1000	10% - 100%
	Nova, 120V AC, 60Hz, 450W Electronic Low Voltage, Single Pole, 3-Way, Commercial or Residential Application	NELV-450	10% - 100%
	120V AC, 60Hz, 300W Electronic Low Voltage, Single Pole, 3-Way	DVELV-300P	10% - 100%

***NOTE: Refer to dimmer manufacturer’s documentation for installation instructions and circuit details**

Disclaimer: Minimum and maximum loads for LEDs and CFLs are given in number of lamps and may vary depending on the lamp being used. Testing conducted by ELCO Lighting is not a substitute for and does not imply certification by an independent laboratory or any other standards certification. Refer to manufacturer specifications for more detailed information on product certifications and standards.

Integrating our lighting with your Smart Home System is a breeze. Simply check your Smart Home system for compatible smart switches and cross reference that with our Dimming Compatibility Chart. Once the switches are integrated with your Smart Home system your lights will be ready to go.



2042 E. Vernon Ave. Vernon CA 90058 Tel 323.231.2600 Fax 323.231.3200 elcolighting.com