

# 1" Round Gimbal Recessed Architectural Oak™ Adjustable

Small aperture downlight delivers up to 900 lumens with 30° adjustability. More than a traditional 50W MR16 halogen lamp. Style options, beam options and color finish options offer maximum flexibility in design. Drivers and housings are specified separately for maximum flexibility per your project's needs. The patented engine offers auto-release clips that make installation a breeze.



## Features

- IC Airtight for use with Direct Contact to insulation
- 30° gimbal adjustability
- Works with compatible ceilings up to 1¼"
- Height allows for use in ceilings with under 2" depth. Ceiling thickness can be reduced from fixture depth.
- Remodel requires no frame. New construction E1ATB08AJIC frame available
- 38° Standard beam with optional 28° and 50°
- Damp Location Rated
- JA8-2022-E, UL Listed, and Energy Star Qualified
- Life Span 50,000 Hours L70

## Specifications

<b>Wattage</b>	8W
<b>Lumens</b>	900 lm
<b>Color Temp.</b>	3000K
<b>Lamp Type</b>	LED
<b>Beam Angle</b>	38°
<b>CRI</b>	93+
<b>Damp Location</b>	Listed

## Options



All White



All Black

## Technical Details

**Optics:** PC Lens for even light distribution. Standard 38° lens. Optional 28° (EP713C) and 50° (EP715C) available.

**Construction:** Diecast construction for lasting quality and greater heat dissipation. High-quality powder coat finish prevents rust and paint cracking.

**Installation:** Hole cutout size: 2" (50 mm). Oak™ LED Light engines require driver. Can be utilized in new construction and remodel applications.

**LED Technology:** Extremely accurate color rendering with 93+ CRI. Efficacy of up to 104 lumens per watt. Lumen Maintenance of 50,000 hours L70 based on LM80. Superior Thermal Management by utilizing diecast aluminum body as heat sink.

**Electrical:** Requires driver. Driver and housing can be specified with voltage (120V or 120/277V) and dimming (ELV/Triac or 0-10V/Triac/ELV)

**Compatible Housings/Delivered Lumens:** Architectural Oak™ Light Engines are compatible with 120/277V 0-10V/Triac/ELV or 120V Triac/ELV Architectural Oak™ Housings.

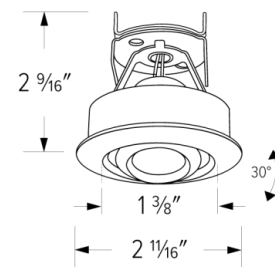
•*Delivered Lumens:* 2700K: 850 lm, 3000K: 900 lm

**Dimming:** See Oak™ Housings and drivers for specific dimming information.

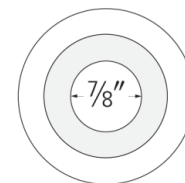
**Listings:** cUL Listed. UL Listed for Damp Location. UL Listed for direct contact with insulation. Airtight per ASTM E-283. ENERGY STAR® Qualified. California Title 24 (JA8-2016-E).

**Warranty:** ELCO Products are built to last with a 5-year Limited warranty.

## Dimensions



## Aperture Dimensions



# Product Number Builder

Example: **E1AK32F27B**

1" Architectural Oak  
Downlight

Style

Beam Angle

Color Temperature

Finish

**E1AK**

**32** Round Gimbal

**F** 38°  
**NF** 28°  
**WF** 50°

**27** 2700K  
**30** 3000K

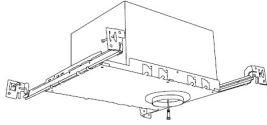
**W** All White  
**B** All Black

# Compatible Products

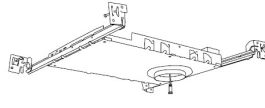


For use with 1" Oak™ Architectural Recessed Adjustables

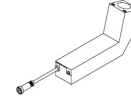
## 1" Oak™ New Construction Housings, Frames & Power Packs



R-60 IC Airtight Housing  
- Driver Included -  
**New Construction**



IC Rated Frame  
- Driver Included -  
**New Construction**



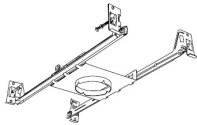
IC Rated Power Pack  
- Fits through 2" hole -  
**Remodel**

CAT NO.	SPECIFICATIONS
E1ATB08AJIC	120V, Triac/ELV
E1ATB08AJICDX	120/277V, 0-10V/Triac/ELV

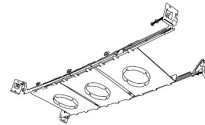
CAT NO.	SPECIFICATIONS
E1ATB08IC	120V, Triac/ELV
E1ATB08ICDX	120/277V, 0-10V/Triac/ELV

CAT NO.	SPECIFICATIONS
EIRLA08IC	120V, Triac/ELV
EIRLA08ICDX	120/277V, 0-10V/Triac/ELV

## Accessories for Remodel IC Power Pack



Single Downlight Frames  
**New Construction**



Multiple Downlight Frames  
**New Construction**

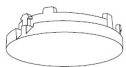
CAT NO.	SPECIFICATIONS
E1LF2	2 3/8" Cutout, 4 5/8" Sq. frame

\*Requires Power Pack (not included)

CAT NO.	SPECIFICATIONS
E1LF2-M2	2-Set, 8 3/4" total length of frame
E1LF2-M3	3-Set, 13" total length of frame
E1LF2-M4	4-Set, 17 1/2" total length of frame
E1LF2-M5	5-Set, 21 3/4" total length of frame

\*Requires Power Pack (not included)

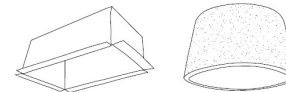
## 1" Oak™ Accessories



Trimless Rings



Lens & Optics



Fire Rated Products

CAT NO.	SPECIFICATIONS
RMITLW	All White
RMITLB	All Black
RMITLBZ	All Bronze

CAT NO.	SPECIFICATIONS
EP713C	28° Lens
EP714C	38° Lens
EP715C	50° Lens
L60	Frosted Diffuser (For E1AK02, E1AK12, & E1AK32)
L61	Hex Louver (For E1AK02, E1AK12, & E1AK32)

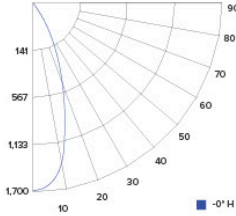
CAT NO.	SPECIFICATIONS
FIREENCL	Standard - 9" H x 20 3/8" L x 14 3/8" W
FIREENCL-S	Shallow - 7 1/4" H x 16" L x 14 3/8" W
	1-Hr Fire Enclosure for Recessed Fixtures
FIRECVR	9 3/4" H x 17" O.D. x 13" I.D.
	2-Hr Fire Cover for Recessed Fixtures

# Photometric Report

## 1" Round Gimbal Recessed Architectural Oak™ Adjustable

### PHOTOMETRIC REPORT

Product #: E1AK32F27  
 Wattage / Lumens: 8.1W / 846 lm  
 Luminaire LPW: 104 lm/W



### CANDLE POWER SUMMARY

Degree Vertical	0°
0	1685
5	1630
15	1133
25	489
35	136
45	42
55	18
65	10
75	5
85	1
90	0

### ILLUMINANCE AT A DISTANCE

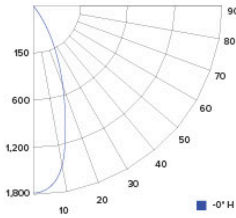
Distance to Target Plane	Center Beam Footcandles	Beam Diameter
4'	105	2.8'
6'	46.8	4.2'
8'	26.3	5.6'
10'	16.9	6.9'

### ZONAL LUMEN SUMMARY

Zone	Lumens	%Luminaire
0-30°	682.9	81.2
0-40°	773.4	91.9
0-60°	824.0	98
0-90°	841.3	100

### PHOTOMETRIC REPORT

Product #: E1AK32F30  
 Wattage / Lumens: 8.1W / 900 lm  
 Luminaire LPW: 111 lm/W



### CANDLE POWER SUMMARY

Degree Vertical	0°
0	1795
5	1737
15	1207
25	521
35	145
45	45
55	19
65	11
75	6
85	1
90	0

### ILLUMINANCE AT A DISTANCE

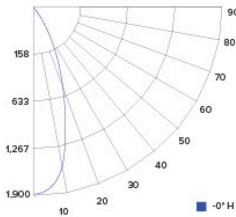
Distance to Target Plane	Center Beam Footcandles	Beam Diameter
4'	112	2.8'
6'	49.9	4.2'
8'	28.1	5.6'
10'	18.0	6.9'

### ZONAL LUMEN SUMMARY

Zone	Lumens	%Luminaire
0-30°	727.4	81.2
0-40°	823.8	91.9
0-60°	877.8	98
0-90°	896.1	100

### PHOTOMETRIC REPORT

Product #: E1AK32F35  
 Wattage / Lumens: 8.1W / 950 lm  
 Luminaire LPW: 117.2 lm/W



### CANDLE POWER SUMMARY

Degree Vertical	0°
0	1895
5	1833
15	1274
25	550
35	153
45	47
55	20
65	11
75	6
85	1
90	0

### ILLUMINANCE AT A DISTANCE

Distance to Target Plane	Center Beam Footcandles	Beam Diameter
4'	118	2.8'
6'	52.6	4.2'
8'	29.6	5.6'
10'	18.9	6.9'

### ZONAL LUMEN SUMMARY

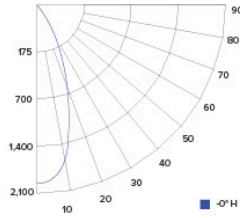
Zone	Lumens	%Luminaire
0-30°	767.7	81.2
0-40°	869.4	91.9
0-60°	926.4	98
0-90°	945.8	100

# Photometric Report

## 1" Round Gimbal Recessed Architectural Oak™ Adjustable

### PHOTOMETRIC REPORT

Product #: E1AK32F40  
 Wattage / Lumens: 8.1W / 1007 lm  
 Luminaire LPW: 124.3 lm/W



### CANDLE POWER SUMMARY

Degress Vertical	0°
0	2015
5	1949
15	1355
25	585
35	162
45	50
55	22
65	12
75	7
85	1
90	0

### ILLUMINANCE AT A DISTANCE

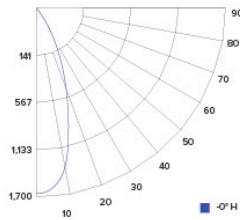
Distance to Target Plane	Center Beam Footcandles	Beam Diameter
4'	126	2.8'
6'	56.0	4.2'
8'	31.5	5.6'
10'	20.2	6.9'

### ZONAL LUMEN SUMMARY

Zone	Lumens	%Luminaire
0-30°	816.5	81.2
0-40°	924.7	91.9
0-60°	985.2	98
0-90°	1,005.8	100

### PHOTOMETRIC REPORT

Product #: E1AK32FSD  
 Wattage / Lumens: 8.1W / 850 lm  
 Luminaire LPW: 104.9 lm/W



### CANDLE POWER SUMMARY

Degress Vertical	0°
0	1675
5	1620
15	1126
25	486
35	135
45	42
55	18
65	10
75	5
85	1
90	0

### ILLUMINANCE AT A DISTANCE

Distance to Target Plane	Center Beam Footcandles	Beam Diameter
4'	105	2.8'
6'	46.5	4.2'
8'	26.2	5.6'
10'	16.7	6.9'

### ZONAL LUMEN SUMMARY

Zone	Lumens	%Luminaire
0-30°	678.6	81.2
0-40°	768.6	91.9
0-60°	818.9	98
0-90°	836.0	100