

1" Round Architectural Oak™ Trimless Downlight

Small aperture downlight delivers up to 1000 lumens. More than a traditional 50W MR16 halogen lamp. Beam options and color finish options offer maximum flexibility in design. Drivers and housings are specified separately for maximum flexibility per your project's needs. The patented engine offers auto-release clips that make installation a breeze.



Features

- IC Airtight for use with Direct Contact to insulation
- Trimless Downlight Requires: 1" Trimless Spackle Frame (EL01SFR) sold separately
- Works with compatible ceilings up to 1¼"
- Height allows for use in ceilings with under 3" depth. Ceiling thickness can be reduced from fixture depth.
- Remodel requires no frame. New construction **E1TRL08AJIC** frame available
- 38° Standard beam with optional 28° and 50°
- Wet Location Rated
- JA8-2022-E, UL Listed, and Energy Star Qualified
- Life Span 50,000 Hours L70

Specifications

| | |
|---------------------|---------|
| Wattage | 8W |
| Lumens | 1000 lm |
| Color Temp. | 4000K |
| Lamp Type | LED |
| Beam Angle | 50° |
| CRI | 93+ |
| Wet Location | Listed |

Options



All White



All Black



All Bronze



Spackle Frame
(Ordered Separately)

Technical Details

Optics: PC Lens for even light distribution. Standard 38° lens. Optional 28° (EP713C) and 50° (EP715C) available.

Construction: Diecast construction for lasting quality and greater heat dissipation. High-quality powder coat finish prevents rust and paint cracking.

Installation: Hole cutout size: 2 3/4" (70 mm). Oak™ LED Light engines require driver. Can be utilized in new construction and remodel applications.

LED Technology: Extremely accurate color rendering with 93+ CRI. Efficacy of up to 104 lumens per watt. Lumen Maintenance of 50,000 hours L70 based on LM80. Superior Thermal Management by utilizing diecast aluminum body as heat sink.

Electrical: Requires driver. Driver and housing can be specified with voltage (120V or 120/277V) and dimming (ELV/Triac or 0-10V/Triac/ELV)

Compatible Housings/Delivered Lumens: Architectural Oak™ Light Engines are compatible with 120/277V 0-10V/Triac/ELV or 120V Triac/ELV Architectural Oak™ Housings.

•*Delivered Lumens:* 2700K: 850 lm, 3000K: 900 lm, 3500K: 950 lm, 4000K: 1000 lm, Sunset: 850 lm

Dimming: See Oak™ Housings and drivers for specific dimming information.

Listings: cUL Listed. UL Listed for Wet Location. UL Listed for direct contact with insulation. Airtight per ASTM E-283. ENERGY STAR® Qualified. California Title 24 (JA8-2022-E).

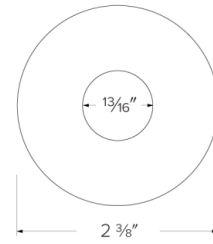
Warranty: ELCO Products are built to last with a 5-year Limited warranty.

Dimensions



Front View Dimensions

Ligh Engine Front View



Product Number Builder Example: **E1AK61F27BB**

| 1" Architectural Oak Trimless | Style | Beam Angle | Color Temperature | Finish |
|-------------------------------|--------------------------|--|---|---|
| E1AK | 61 Round Trimless | F 38° NF 28° WF 50° | 27 2700K 30 3000K 35 3500K 40 4000K SD Sunset ¹ | W All White BB All Black BZ All Bronze |

¹ Sunset, Dim to Warm technology, automatically transitions from 2700K to 1800K when dimmed

Compatible Products



For use with 1" Oak™ Architectural Trimless Downlights

1" Oak™ New Construction Housings, Frames & Power Packs



R-60 IC Airtight Housing
- Driver Included -
New Construction



IC Rated Frame
- Driver Included -
New Construction



IC Rated Power Pack
- Fits through 2" hole -
Remodel

| CAT NO. | SPECIFICATIONS |
|---------------|---------------------------|
| E1TRL08AJIC | 120V, Triac/ELV |
| E1TRL08AJICDX | 120/277V, 0-10V/Triac/ELV |

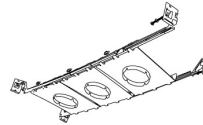
| CAT NO. | SPECIFICATIONS |
|-------------|---------------------------|
| E1TRL08IC | 120V, Triac/ELV |
| E1TRL08ICDX | 120/277V, 0-10V/Triac/ELV |

| CAT NO. | SPECIFICATIONS |
|-------------|---------------------------|
| E1LA08RIC | 120V, Triac/ELV |
| E1LA08RICDX | 120/277V, 0-10V/Triac/ELV |

Accessories for Remodel IC Power Pack



Single Downlight Frames
New Construction



Multiple Downlight Frames
New Construction

| CAT NO. | SPECIFICATIONS |
|---------|----------------|
| E2LF1 | 2 5/8" Cutout |

*Requires Power Pack (not included)

| CAT NO. | SPECIFICATIONS |
|----------|--------------------------------------|
| E2LF1-M2 | 2-Set, 8 3/4" total length of frame |
| E2LF1-M3 | 3-Set, 13 1/8" total length of frame |
| E2LF1-M4 | 4-Set, 17 1/2" total length of frame |
| E2LF1-M5 | 5-Set, 21 7/8" total length of frame |

*Requires Power Pack (not included)

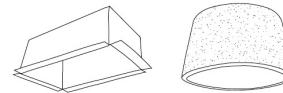
1" Oak™ Accessories



Trimless Rings



Lens & Optics



Fire Rated Products

| CAT NO. | SPECIFICATIONS |
|---------|----------------|
| RM1TLW | All White |
| RM1TLB | All Black |
| RM1TLBZ | All Bronze |

| CAT NO. | SPECIFICATIONS |
|---------|---|
| EP713C | 28° Lens |
| EP714C | 38° Lens |
| EP715C | 50° Lens |
| L60 | Frosted Diffuser (For E1AK02, E1AK12, & E1AK32) |
| L61 | Hex Louver (For E1AK02, E1AK12, & E1AK32) |

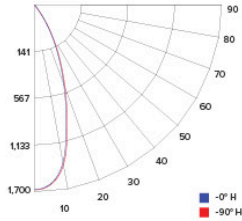
| CAT NO. | SPECIFICATIONS |
|------------|---|
| FIREENCL | Standard - 9" H x 20 3/8" L x 14 3/8" W |
| FIREENCL-S | Shallow - 7 1/4" H x 16" L x 14 3/8" W |
| | 1-Hr Fire Enclosure for Recessed Fixtures |
| FIRECVR | 9 3/4" H x 17" O.D. x 13" I.D. |
| | 2-Hr Fire Cover for Recessed Fixtures |

Photometric Report

1" Round Architectural Oak™ Trimless Downlight

PHOTOMETRIC REPORT

Product #: E1AK61F27
 Wattage / Lumens: 7.9W / 850 lm
 Luminaire LPW: 107.6 lm/W



CANDLE POWER SUMMARY

| Degree Vertical | 0° |
|-----------------|------|
| 0 | 1673 |
| 5 | 1579 |
| 15 | 1102 |
| 25 | 454 |
| 35 | 167 |
| 45 | 41 |
| 55 | 17 |
| 65 | 9 |
| 75 | 6 |
| 85 | 1 |
| 90 | 0 |

ILLUMINANCE AT A DISTANCE

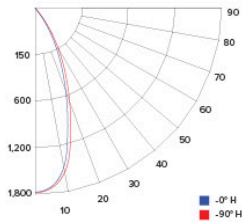
| Distance to Target Plane | Center Beam Footcandles | Beam Diameter |
|--------------------------|-------------------------|---------------|
| 4' | 105 | 2.8' |
| 6' | 46.5 | 4.1' |
| 8' | 26.1 | 5.5' |
| 10' | 16.7 | 6.9' |

ZONAL LUMEN SUMMARY

| Zone | Lumens | %Luminaire |
|-------|--------|------------|
| 0-30° | 671.4 | 79.3 |
| 0-40° | 780.4 | 92.2 |
| 0-60° | 830.6 | 98.1 |
| 0-90° | 846.6 | 100 |

PHOTOMETRIC REPORT

Product #: E1AK61F30
 Wattage / Lumens: 8.1W / 900 lm
 Luminaire LPW: 111 lm/W



CANDLE POWER SUMMARY

| Degree Vertical | 0° |
|-----------------|------|
| 0 | 1761 |
| 5 | 1662 |
| 15 | 1160 |
| 25 | 478 |
| 35 | 176 |
| 45 | 43 |
| 55 | 18 |
| 65 | 10 |
| 75 | 6 |
| 85 | 1 |
| 90 | 0 |

ILLUMINANCE AT A DISTANCE

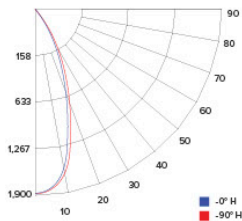
| Distance to Target Plane | Center Beam Footcandles | Beam Diameter |
|--------------------------|-------------------------|---------------|
| 4' | 110 | 2.8' |
| 6' | 48.9 | 4.1' |
| 8' | 27.5 | 5.5' |
| 10' | 17.6 | 6.9' |

ZONAL LUMEN SUMMARY

| Zone | Lumens | %Luminaire |
|-------|--------|------------|
| 0-30° | 706.7 | 79.3 |
| 0-40° | 821.4 | 92.2 |
| 0-60° | 874.4 | 98.1 |
| 0-90° | 891.1 | 100 |

PHOTOMETRIC REPORT

Product #: E1AK61F35
 Wattage / Lumens: 8.1W / 950 lm
 Luminaire LPW: 117.2 lm/W



CANDLE POWER SUMMARY

| Degree Vertical | 0° |
|-----------------|------|
| 0 | 1870 |
| 5 | 1765 |
| 15 | 1232 |
| 25 | 508 |
| 35 | 186 |
| 45 | 46 |
| 55 | 19 |
| 65 | 11 |
| 75 | 6 |
| 85 | 1 |
| 90 | 0 |

ILLUMINANCE AT A DISTANCE

| Distance to Target Plane | Center Beam Footcandles | Beam Diameter |
|--------------------------|-------------------------|---------------|
| 4' | 117 | 2.8' |
| 6' | 51.9 | 4.1' |
| 8' | 29.2 | 5.5' |
| 10' | 18.7 | 6.9' |

ZONAL LUMEN SUMMARY

| Zone | Lumens | %Luminaire |
|-------|--------|------------|
| 0-30° | 750.2 | 79.3 |
| 0-40° | 872.0 | 92.2 |
| 0-60° | 928.2 | 98.1 |
| 0-90° | 946.0 | 100 |

Photometric Report

1" Round Architectural Oak™ Trimless Downlight

PHOTOMETRIC REPORT

Product #: E1AK61F40
 Wattage / Lumens: 8.1W / 1012 lm
 Luminaire LPW: 124.9 lm/W



CANDLE POWER SUMMARY

| Degress Vertical | 0° |
|------------------|------|
| 0 | 1978 |
| 5 | 1867 |
| 15 | 1303 |
| 25 | 537 |
| 35 | 197 |
| 45 | 48 |
| 55 | 20 |
| 65 | 11 |
| 75 | 7 |
| 85 | 1 |
| 90 | 0 |

ILLUMINANCE AT A DISTANCE

| Distance to Target Plane | Center Beam Footcandles | Beam Diameter |
|--------------------------|-------------------------|---------------|
| 4' | 124 | 2.8' |
| 6' | 54.9 | 4.1' |
| 8' | 30.9 | 5.5' |
| 10' | 19.8 | 6.9' |

ZONAL LUMEN SUMMARY

| Zone | Lumens | %Luminaire |
|-------|---------|------------|
| 0-30° | 793.7 | 79.3 |
| 0-40° | 922.5 | 92.2 |
| 0-60° | 982.0 | 98.1 |
| 0-90° | 1,000.8 | 100 |

PHOTOMETRIC REPORT

Product #: E1AK61FSD
 Wattage / Lumens: 7.9W / 850 lm
 Luminaire LPW: 107.6 lm/W



CANDLE POWER SUMMARY

| Degress Vertical | 0° |
|------------------|------|
| 0 | 1667 |
| 5 | 1573 |
| 15 | 1098 |
| 25 | 453 |
| 35 | 166 |
| 45 | 41 |
| 55 | 17 |
| 65 | 9 |
| 75 | 6 |
| 85 | 1 |
| 90 | 0 |

ILLUMINANCE AT A DISTANCE

| Distance to Target Plane | Center Beam Footcandles | Beam Diameter |
|--------------------------|-------------------------|---------------|
| 4' | 104 | 2.8' |
| 6' | 46.3 | 4.1' |
| 8' | 26.0 | 5.5' |
| 10' | 16.7 | 6.9' |

ZONAL LUMEN SUMMARY

| Zone | Lumens | %Luminaire |
|-------|--------|------------|
| 0-30° | 668.6 | 79.3 |
| 0-40° | 777.2 | 92.2 |
| 0-60° | 827.3 | 98.1 |
| 0-90° | 843.2 | 100 |