

1" Round Architectural Oak™ Trimless Downlight

Small aperture downlight delivers up to 1000 lumens. More than a traditional 50W MR16 halogen lamp. Beam options and color finish options offer maximum flexibility in design. Drivers and housings are specified separately for maximum flexibility per your project's needs. The patented engine offers auto-release clips that make installation a breeze.



Features

- IC Airtight for use with Direct Contact to insulation
- Trimless Downlight Requires: 1" Trimless Spackle Frame (EL01SFR) sold separately
- Works with compatible ceilings up to 1¼"
- Height allows for use in ceilings with under 3" depth. Ceiling thickness can be reduced from fixture depth.
- Remodel requires no frame. New construction **E1TRL08AJIC** frame available
- 38° Standard beam with optional 28° and 50°
- Wet Location Rated
- JA8-2022-E, UL Listed, and Energy Star Qualified
- Life Span 50,000 Hours L70

Specifications

Wattage	8W
Lumens	850 lm
Color Temp.	2700KK
Lamp Type	LED
Beam Angle	28°
CRI	93+
Wet Location	Listed

Options



All White



All Black



All Bronze



Spackle Frame
(Ordered Separately)

Technical Details

Optics: PC Lens for even light distribution. Standard 38° lens. Optional 28° (EP713C) and 50° (EP715C) available.

Construction: Diecast construction for lasting quality and greater heat dissipation. High-quality powder coat finish prevents rust and paint cracking.

Installation: Hole cutout size: 2 3/4" (70 mm). Oak™ LED Light engines require driver. Can be utilized in new construction and remodel applications.

LED Technology: Extremely accurate color rendering with 93+ CRI. Efficacy of up to 104 lumens per watt. Lumen Maintenance of 50,000 hours L70 based on LM80. Superior Thermal Management by utilizing diecast aluminum body as heat sink.

Electrical: Requires driver. Driver and housing can be specified with voltage (120V or 120/277V) and dimming (ELV/Triac or 0-10V/Triac/ELV)

Compatible Housings/Delivered Lumens: Architectural Oak™ Light Engines are compatible with 120/277V 0-10V/Triac/ELV or 120V Triac/ELV Architectural Oak™ Housings.

•*Delivered Lumens:* 2700K: 850 lm, 3000K: 900 lm, 3500K: 950 lm, 4000K: 1000 lm, Sunset: 850 lm

Dimming: See Oak™ Housings and drivers for specific dimming information.

Listings: cUL Listed. UL Listed for Wet Location. UL Listed for direct contact with insulation. Airtight per ASTM E-283. ENERGY STAR® Qualified. California Title 24 (JA8-2022-E).

Warranty: ELCO Products are built to last with a 5-year Limited warranty.

Dimensions



Product Number Builder

Example: **E1AK61F27B**

1" Architectural Oak Trimless	Style	Beam Angle	Color Temperature	Finish
E1AK	<input type="text"/>	<input type="text"/>	<input type="text"/>	<input type="text"/>
	61 Round Trimless	F 38° NF 28° WF 50°	27 2700K 30 3000K 35 3500K 40 4000K SD Sunset ¹	W All White B All Black BZ All Bronze

¹ Sunset, Dim to Warm technology, automatically transitions from 3000K to 1800K when dimmed

Compatible Products



For use with 1" Oak™ Architectural Trimless Downlights

1" Oak™ New Construction Housings, Frames & Power Packs



R-60 IC Airtight Housing
- Driver Included -
New Construction



IC Rated Frame
- Driver Included -
New Construction



IC Rated Power Pack
- Fits through 2" hole -
Remodel

CAT NO.	SPECIFICATIONS
E1TRL08AJIC	120V, Triac/ELV
E1TRL08AJICDX	120/277V, 0-10V/Triac/ELV

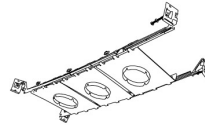
CAT NO.	SPECIFICATIONS
E1TRL08IC	120V, Triac/ELV
E1TRL08ICDX	120/277V, 0-10V/Triac/ELV

CAT NO.	SPECIFICATIONS
E1LA08RIC	120V, Triac/ELV
E1LA08RICDX	120/277V, 0-10V/Triac/ELV

Accessories for Remodel IC Power Pack



Single Downlight Frames
New Construction



Multiple Downlight Frames
New Construction

CAT NO.	SPECIFICATIONS
E2LF1	2 5/8" Cutout

*Requires Power Pack (not included)

CAT NO.	SPECIFICATIONS
E2LF1-M2	2-Set, 8 3/4" total length of frame
E2LF1-M3	3-Set, 13 1/8" total length of frame
E2LF1-M4	4-Set, 17 1/2" total length of frame
E2LF1-M5	5-Set, 21 7/8" total length of frame

*Requires Power Pack (not included)

1" Oak™ Accessories



Trimless Rings



Lens & Optics



Fire Rated Products

CAT NO.	SPECIFICATIONS
RM1TLW	All White
RM1TLB	All Black
RM1TLBZ	All Bronze

CAT NO.	SPECIFICATIONS
EP713C	28° Lens
EP714C	38° Lens
EP715C	50° Lens
L60	Frosted Diffuser (For E1AK02, E1AK12, & E1AK32)
L61	Hex Louver (For E1AK02, E1AK12, & E1AK32)

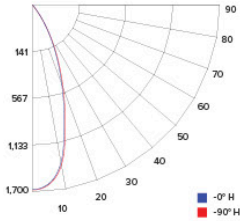
CAT NO.	SPECIFICATIONS
FIREENCL	Standard - 9" H x 20 3/8" L x 14 3/8" W
FIREENCL-S	Shallow - 7 1/4" H x 16" L x 14 3/8" W
	1-Hr Fire Enclosure for Recessed Fixtures
FIRECVR	9 3/4" H x 17" O.D. x 13" I.D.
	2-Hr Fire Cover for Recessed Fixtures

Photometric Report

1" Round Architectural Oak™ Trimless Downlight

PHOTOMETRIC REPORT

Product #: E1AK61F27
 Wattage / Lumens: 7.9W / 850 lm
 Luminaire LPW: 107.6 lm/W



CANDLE POWER SUMMARY

Degree Vertical	0°
0	1673
5	1579
15	1102
25	454
35	167
45	41
55	17
65	9
75	6
85	1
90	0

ILLUMINANCE AT A DISTANCE

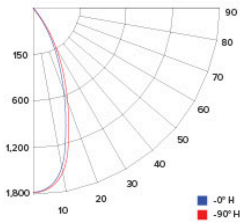
Distance to Target Plane	Center Beam Footcandles	Beam Diameter
4'	105	2.8'
6'	46.5	4.1'
8'	26.1	5.5'
10'	16.7	6.9'

ZONAL LUMEN SUMMARY

Zone	Lumens	%Luminaire
0-30°	671.4	79.3
0-40°	780.4	92.2
0-60°	830.6	98.1
0-90°	846.6	100

PHOTOMETRIC REPORT

Product #: E1AK61F30
 Wattage / Lumens: 8.1W / 900 lm
 Luminaire LPW: 111 lm/W



CANDLE POWER SUMMARY

Degree Vertical	0°
0	1761
5	1662
15	1160
25	478
35	176
45	43
55	18
65	10
75	6
85	1
90	0

ILLUMINANCE AT A DISTANCE

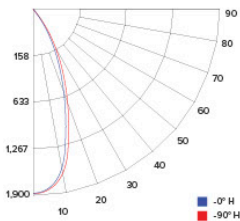
Distance to Target Plane	Center Beam Footcandles	Beam Diameter
4'	110	2.8'
6'	48.9	4.1'
8'	27.5	5.5'
10'	17.6	6.9'

ZONAL LUMEN SUMMARY

Zone	Lumens	%Luminaire
0-30°	706.7	79.3
0-40°	821.4	92.2
0-60°	874.4	98.1
0-90°	891.1	100

PHOTOMETRIC REPORT

Product #: E1AK61F35
 Wattage / Lumens: 8.1W / 950 lm
 Luminaire LPW: 117.2 lm/W



CANDLE POWER SUMMARY

Degree Vertical	0°
0	1870
5	1765
15	1232
25	508
35	186
45	46
55	19
65	11
75	6
85	1
90	0

ILLUMINANCE AT A DISTANCE

Distance to Target Plane	Center Beam Footcandles	Beam Diameter
4'	117	2.8'
6'	51.9	4.1'
8'	29.2	5.5'
10'	18.7	6.9'

ZONAL LUMEN SUMMARY

Zone	Lumens	%Luminaire
0-30°	750.2	79.3
0-40°	872.0	92.2
0-60°	928.2	98.1
0-90°	946.0	100

Photometric Report

1" Round Architectural Oak™ Trimless Downlight

PHOTOMETRIC REPORT

Product #: E1AK61F40
 Wattage / Lumens: 8.1W / 1012 lm
 Luminaire LPW: 124.9 lm/W



CANDLE POWER SUMMARY

Degress Vertical	0°
0	1978
5	1867
15	1303
25	537
35	197
45	48
55	20
65	11
75	7
85	1
90	0

ILLUMINANCE AT A DISTANCE

Distance to Target Plane	Center Beam Footcandles	Beam Diameter
4'	124	2.8'
6'	54.9	4.1'
8'	30.9	5.5'
10'	19.8	6.9'

ZONAL LUMEN SUMMARY

Zone	Lumens	%Luminaire
0-30°	793.7	79.3
0-40°	922.5	92.2
0-60°	982.0	98.1
0-90°	1,000.8	100

PHOTOMETRIC REPORT

Product #: E1AK61FSD
 Wattage / Lumens: 7.9W / 850 lm
 Luminaire LPW: 107.6 lm/W



CANDLE POWER SUMMARY

Degress Vertical	0°
0	1667
5	1573
15	1098
25	453
35	166
45	41
55	17
65	9
75	6
85	1
90	0

ILLUMINANCE AT A DISTANCE

Distance to Target Plane	Center Beam Footcandles	Beam Diameter
4'	104	2.8'
6'	46.3	4.1'
8'	26.0	5.5'
10'	16.7	6.9'

ZONAL LUMEN SUMMARY

Zone	Lumens	%Luminaire
0-30°	668.6	79.3
0-40°	777.2	92.2
0-60°	827.3	98.1
0-90°	843.2	100