ELCO Lighting

Project Name:

Fixture Type:

Date:

FLEXIBLE MICA FIRE ENCLOSURE FOR RECESSED FIXTURES

Accessory



FEATURES

- Fire Enclosure provides fire barrier around recessed lights. It also can be used as vapor barrier for other openings.
- Can be installed before or after recessed fixture installation.
- Easy installation reduces labor costs significantly.
- 2″ wide nailing flange on all sides.
- To be used with Mica tape (FIRETAPE sold separately) to seal the power feeding point.
- ETL approved 1 hour fire rating.
- **FIREENCL** Fits both 16″ and 24″ on-center ceiling constructions.
- **FIREENCL-S** Fits in 2x8 construction.
- Install easily with drywall screws with flat washers, nails or staples.
- Meets the specifications of: UL 263, ASTM E119.
- For use with ceiling constructions: L528

DIMENSIONS

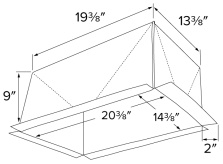

FIREENCL-S dimensions

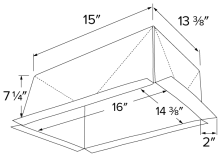

FIREENCL-S dimensions

SPECIFICATIONS

Enclosure profile	Standard · Shallow

ITEM NUMBERS

ITEM NUMBER	ENCLOSURE PROFILE
FIREENCL	Standard
FIREENCL-S	Shallow

Item page
elcolighting.com/items/flexible-mica-fire-enclosure-recessed-fixtures
Every item number, IES files, downloads and the latest revision.

PART OF THESE FAMILIES

2″ Standard Koto™ · 3″ Standard Koto™ · 4″ Standard Koto™ · 5″ LED Housings and Inserts · 6″ Standard Koto™ · 4″ Architectural Koto™ · 5″ Standard Koto™ · 6″ Architectural Koto™ · 2″ DX Koto™ · 3″ DX Koto™ · 4″ DX Koto™ · 6″ DX Koto™ · 3″ Tunable White Koto™ · 4″ Tunable White Koto™ · 2″ Tunable White Koto™ · 3″ 12V AC Koto™ · 4″ 12V AC Koto™ · 3″ LED Housings and Inserts · 6″ LED Housings and LED Inserts · 2″ Elm™ · Alder™ · High Tech-Lumen Alder™ · 4″ LED Housings and Inserts · 2″ Elm™ Flexa · Architectural Oak™ · 2″ Architectural Koto™ · 2″ Koto™ MAX · 3″ Koto™ MAX · 4″ Koto™ MAX · 6″ Koto™ MAX · 4″ Koto™ Aim · 2″ Koto™ Aim · 3″ Koto™ Aim · 6″ Koto™ Aim

© ELCO Lighting 2026. All rights reserved • Rev. 13 Nov 2026 • ELCO Lighting reserves the right to make specification and design changes without notice.