

# Uno™ 4" Round Baffle for Koto™ Module

One Piece die-cast trims with Twist-&-Lock system for easy installation



## Features

- Convenient Twist-&-Lock design for ease of installation.
- Diecast construction for lasting quality.
- 5" O.D. - 3 7/8" I.D. - 5/8" H
- 35° Adjustability

## Technical Details

**Construction:** Diecast aluminum with a powder coated finish.

**Installation:** Twist-lock design allows for easy mounting onto the Koto™ LED Module. Clips securely mount trim into the housing and keeps ring flush with ceiling.

**Compatible Housing:** Compatible with 4" housings.

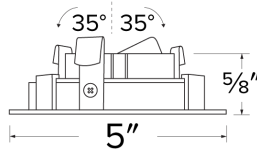
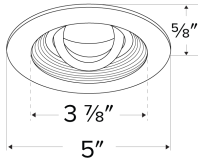
*With ELK07 & ELK09 Module:*

- EL485ICA, EL490ICA, ELK490ICA-EM5, EL490RICA & EL49FICA

*With ELK19 & ELK21 Module:*

- E4LK98ICA, E4LK99ICAD, E4LK87ICA, E4LK87ICA-EM1, E4LK88ICAD, E4LK88ICAD-EM1, E4LK87RICA, E4LK88RICAD, ELK49FICA & ELK49FICAD

**Lamp:** Koto™ LED Module.



**Dimensions:**

## Options



All White



All Bronze

## Product Numbers

Item	Finish
ELK4713W	All White
ELK4713BZ	All Bronze

## Product Number Builder Example: ELK4713W

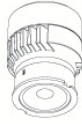
Uno™ 4" Round Baffle	Finish
<b>ELK4713</b>	
	<b>W</b> All White <b>BZ</b> All Bronze

# Compatible Products



For use with Koto™ System 4" Trims

## Koto™ LED Module



**ELK07, ELK09**  
Koto™ LED Module

### PRODUCT NUMBER BUILDER

Koto™ LED Module	Lumens	Color Temperature	Beam Angle
<b>ELK</b>			
	07 750 lm 09 950 lm	27 2700K 30 3000K 35 3500K 40 4000K SD Sunset Dimming	(blank) 38° lens (Standard) -S 18° lens -N 25° lens -W 60° lens

### ACCESSORIES



**Lens**

- EP731C 18° Lens
- EP732C 25° Lens
- EP734C 60° Lens



**Reflectors**

- EP735C 15°
- EP736C 25°
- EP737C 38°
- EP738C 60°



**Hex Louver**  
**L45**

For a better glare shield



**Linear Louver**  
**L46**

For a wide rectangular illumination pattern



**Spread Louver**  
**L47**

For a symmetrical broadening of light beams



**Clear Lens**  
**L48**

Protective clear glass lens

## 4" Koto™ Dedicated LED ICA Housing



2-Hour Fire Rated  
4" ICA Housing - 7 1/2" Height  
**New Construction**



4" ICA Maximum Adjustability  
Housing - 5 1/2" Height  
**New Construction**



4" ICA Housing - 5 1/2" Height  
**New Construction**

CAT NO.	SPECIFICATIONS
EL49FICA	

CAT NO.	SPECIFICATIONS
EL485ICA	Maximum Adjustability

CAT NO.	SPECIFICATIONS
EL490ICA	
EL490ICA-EM5	Emergency Battery Back-up (90 minutes)



4" ICA Housing - 5 1/2" Height  
**Remodel**

CAT NO.	SPECIFICATIONS
EL490RICA	

# Compatible Products



For use with Koto™ System 4" Trims

## Koto™ Commercial Construction LED Light Engine



**ELK19 ELK21**  
Koto™ LED Light Engine

### PRODUCT NUMBER BUILDER

Koto™ LED Light Engine	Lumens	Color Temperature	Beam Angle
<b>ELK</b>	<b>19</b> 850 lm <b>21</b> 1100 lm	<b>27D</b> 2700K <b>30D</b> 3000K <b>35D</b> 3500K <b>40D</b> 4000K <b>SDD</b> Sunset Dimming	<b>(blank)</b> 38° lens (Standard) <b>-S</b> 18° lens <b>-N</b> 25° lens <b>-W</b> 60° lens

### ACCESSORIES



**Lens**  
**EP731C** 18° Lens  
**EP732C** 25° Lens  
**EP734C** 60° Lens



**Reflectors**  
**EP735C** 15°  
**EP736C** 25°  
**EP737C** 38°  
**EP738C** 60°



**Hex Louver**  
**L45**  
 For a better glare shield



**Linear Louver**  
**L46**  
 For a wide rectangular illumination pattern



**Spread Louver**  
**L47**  
 For a symmetrical broadening of light beams



**Clear Lens**  
**L48**  
 Protective clear glass lens

## 4" Commercial Construction Koto™ Dedicated LED ICA Housings



2-Hour Fire Rated  
4" ICA Housing - 7 1/2" Height  
**New Construction**



4" ICA Shallow Adjustability Housing - 4" Height  
**New Construction**



4" ICA Housing - 5 1/2" Height  
**New Construction**

CAT NO.	SPECIFICATIONS
ELK49FICA	120V - Triac/ELV
ELK49FICAD	120/277V - 0-10V/Triac/ELV

CAT NO.	SPECIFICATIONS
E4LK98ICA	120V - Triac/ELV
E4LK99ICAD	120/277V - 0-10V/Triac/ELV

CAT NO.	SPECIFICATIONS
E4LK87ICA	120V - Triac/ELV
E4LK87ICA-EM1	120V - Triac/ELV Emergency Battery Back-up (90 min)
E4LK88ICAD	120/277V - 0-10V/ Triac/ELV
E4LK88ICAD-EM1	120/277V - 0-10V/ Triac/ELV Emergency Battery Back-up (90 minute)



4" ICA Housing - 5 1/2" Height  
**Remodel**

CAT NO.	SPECIFICATIONS
E4LK87RICA	120V - Triac/ELV
E4LK88RICAD	120/277V - 0-10V/Triac/ELV