

# 6" New Construction Dedicated IC Airtight Housing

6" new construction dedicated LED housing. Compatible with 6" LED inserts. Can include step-down transformer.



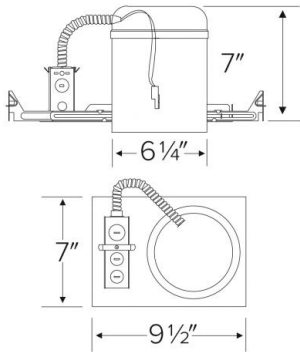
## Features

- IC Airtight for direct contact with insulation.
- Transformer (EL770ICA-7 only): 277V to 120V step-down transformer.
- Meets Title 24 requirements. ENERGY STAR® Certified.
- Trims and inserts sold separately.

## Specifications

<b>Wattage</b>	15W MAXW - 24W MAXW
<b>Voltage</b>	120/277V or 277V
<b>Damp Location</b>	Listed

## Dimensions



## Technical Details

### Construction:

- Single wall IC rated for direct contact with insulation, for use in IC or non-IC conditions.
- Housing adjusts in frame to accommodate up to 1 1/4" ceiling thickness.
- Airtight housing with gasket to restrict airflow in accordance with ASTM E-283 air-tight requirements.
- Steel housing for greater heat dissipation. Stamped galvanized steel frame.

**Installation:** Designed for ceiling plenums where 2x8 joists or taller joists are used. High strength hanger bars can easily be nailed to joists. Maximum hole cutout is 6 1/4". Suitable for T-grid and drop ceiling applications. See installation sheet for detailed information.

**Junction Box:** Positioned to accommodate straight conduit runs. Seven 1/2" trade size conduit knockouts, four 3/4" knockouts. Pry-out knockout slots. 4 Romex pryouts with strain relief.

**Hanger Bars:** Pre-installed hanger bars with TrueNail facilitate easy installation in regular lumber, engineered lumber, and laminated beams. Integral T-bar slots for easy installation in T-bars. Spans up to 24" and can be repositioned 90°. Score lines allow for tool-free hanger bar size reduction. Integral leveling flange allows for single-person installation while aligning the housings with the joists.

### Electrical:

- Input Voltage: 120V AC.
- Inherently protected.

**Emergency Backup:** The fixture becomes 120V only with the -EM7 Emergency Battery Backup.

**Trims:** Compatible with ELCO 6" LED Inserts.

### Dimmability:

- Dimmability based on lamp.

**Lamp:** Designed for use with ELCO 6" LED inserts, LED modules, or PSA37 with 6" MR16 trims.

### Listings:

- cUL Listed for Damp Location.
- cUL Listed for Wet Location with select trims.
- cUL Listed for Feed Through.
- cUL Listed for Direct Contact with Insulation and Combustible Material.
- Airtight per ASTM E-283.
- Install a JA8-2016-E lamp for Title 24 Compliance.

**Warranty:** ELCO Lighting warrants products will be free from defects in materials and workmanship for a period of 5 years.

## Product Numbers

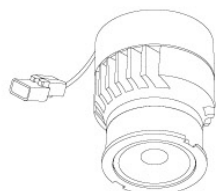
Item	Description	Watts	Voltage
<b>EL770ICA</b>		24W MAX	120/277V
<b>EL770ICA-7</b>	with Step-down Transformer 277V to 120V	24W MAX	277V
<b>EL770ICA-EM5</b>	Emergency Battery Backup	24W MAX	120/277V
<b>EL770ICA-EM7</b>	Emergency Battery Backup	15W MAX	120V

# Compatible Products

For use with Dedicated 6" IC LED Housings



## Koto™ LED Module



Koto™ LED Module  
ELK07, ELK09, & ELK11

Koto™ LED Module with 5-CCT Switch

**Product Number**

ELK08CT5	825 lm
ELK10CT5	1000 lm

### PRODUCT NUMBER BUILDER

Koto™ LED Module	Lumens	Color Temperature	Beam Angle
ELK			
07	750 lm	27 2700K	(blank) 38° lens (Standard)
09	950 lm	30 3000K	-S 18° lens
11	1150 lm	35 3500K	-N 25° lens
		40 4000K	-W 60° lens
		SD Sunset Dimming (For ELK09 & ELK11)	-FC 18° - 50° Adjustable (ELK07 Only)

### ACCESSORIES



#### Lens

EP731C	18° Lens
EP732C	25° Lens
EP733C	38° Lens
EP734C	60° Lens

\*EP732C, EP733C, EP734C Included



#### Snoot

L50W	White
L50B	Black



#### Secondary Optics

L45	Hex Louver
L46	Linear Lens
L47	Spread Louver
L49	Frosted Lens
L51	Color Shifter

## 6" Twist-On Trims



Pex™ Reflector

ELK6418

Finishes:  
(W, BB, BZ, H)



Flexa™ Adjustable Reflector

ELK629

Finishes:  
(WW, BB, BZBZ, BW, CW, HW)



Flexa™ Adjustable Baffle

ELK693

Finishes:  
(WW, BB, BZBZ, BW)



Unique™ Wall Wash

ELK6715

Finishes:  
(W, BZ)



Adjustable Slot Aperture

ELK6420

Finishes:  
(W)



Flexa™ Reflector

ELK610

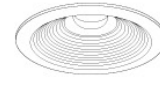
Finishes:  
(WW, BB, BZBZ, BW, CC, CW, CN, HW)



Unique™ Reflector

ELK6710

Finishes:  
(W, B, BZ)



Unique™ Baffle

ELK6713

Finishes:  
(W, BZ)

\*Finishes: **W** - All White, **WW** - All White, **B** - Black, **BB** - All Black, **BZ** - All Bronze, **CC** - All Chrome, **BZBZ** - All Bronze, **BW** - Black Reflector w/White Ring, **CW** - Chrome Reflector w/White Ring, **CN** - Chrome Reflector w/Nickel Ring, **HW** - Haze Reflector w/White Ring

# Compatible Products

For use with Dedicated 6" IC LED Housings



## 6" LED Light Engines



Round Builder Reflector Insert

CAT NO.	SPECIFICATIONS
EL65527W	10W, 800 lm, 2700K
EL655CT5W	10W, 700 lm, 2700K - 5000K



Round Reflector

CAT NO.	SPECIFICATIONS
EL61527W, BZ	10W, 800 lm, 2700K
EL61530W	10W, 850 lm, 3000K
EL61535W	10W, 900 lm, 3500K
EL61540W	10W, 900 lm, 4000K
EL61550W	10W, 950 lm, 5000K
EL615CT5W, BB, BZ	12W, 850 lm - 880 lm, 2700K - 5000K



Round Reflector

CAT NO.	SPECIFICATIONS
EL61740W	14W, 1100 lm, 4000K
EL617CT5W	17W, 1100 lm, 2700K - 5000K



Round Reflector

CAT NO.	SPECIFICATIONS
EL62727W	20W, 1400 lm, 2700K
EL627CT5W	20W, 1400 lm, 2700K - 5000K



Round Deep Reflector

CAT NO.	SPECIFICATIONS
EL62527W, C, H	14W, 1000 lm, 2700K
EL62530C, H	14W, 1000 lm, 3000K
EL62535C, H	14W, 1100 lm, 3500K
EL62540C, H	14W, 1200 lm, 4000K
EL625CT5W, H	15W, 1000 lm, 2700K - 5000K



Round Reflector

CAT NO.	SPECIFICATIONS
EL615SDW, BZ	10W, 750 lm, Sunset



Round Baffle

CAT NO.	SPECIFICATIONS
EL61027W	9W, 800 lm, 2700K
EL61030W	9W, 850 lm, 3000K
EL61040W	9W, 900 lm, 4000K
EL610CT5W, BB	12W, 880 lm, 2700K - 5000K



Round Baffle

CAT NO.	SPECIFICATIONS
EL61140W	14W, 1200 lm, 4000K
EL611CT5W	14W, 1200 lm, 2700K - 5000K



Round Baffle

CAT NO.	SPECIFICATIONS
EL612CT5W	20W, 1400 lm, 2700K - 5000K

\*Finishes: **W** - All White, **BB** - All Black, **BZ** - All Bronze, **C** - Chrome w/White Ring, **H** - Haze w/White Ring

# Compatible Products

For use with Dedicated 6" IC LED Housings



## 6" LED Light Engines



Round Adjustable Gimbal

CAT NO.	SPECIFICATIONS
EL61327W, B	17W, 1100 lm, 2700K
EL61330W, B	17W, 1100 lm, 3000K



Round Gimbal

CAT NO.	SPECIFICATIONS
EL616CT3W	13W, 950 lm, 2700K-3500K
EL616CT5W, B, BZ	13W, 1000 lm, 2700K - 5000K



Round Deep Baffle

CAT NO.	SPECIFICATIONS
EL62127W	14W, 1000 lm, 2700K
EL621CT5W	15W, 1000 lm, 2700K - 5000K



Square Reflector

CAT NO.	SPECIFICATIONS
EL662CT5W	16W, 1300 lm, 2700K - 5000K



Square Baffle

CAT NO.	SPECIFICATIONS
EL661CT5W	16W, 1300 lm, 2700K - 5000K



Round Pull Down Adjustable

CAT NO.	SPECIFICATIONS
EL69727W, B, BZ,	12.6W, 800 lm, 2700K
EL69730W, B, BZ,	12.6W, 840 lm, 3000K



Round Pull Down Adjustable (2nd Generation)

CAT NO.	SPECIFICATIONS
EL69727W2, BZ2	11W, 950 lm, 2700K
EL69730W2, BZ2	11W, 950 lm, 3000K



Round Adjustable Reflector PAR30 Gimbal

CAT NO.	SPECIFICATIONS
EL377CT5W, B, C	15W, 1050 lm, 2700K - 5000K



Round Adjustable Baffle PAR30 Gimbal

CAT NO.	SPECIFICATIONS
EL376CT5W, B, BZ	15W, 1050 lm, 2700K - 5000K



Round Adjustable Reflector PAR38 Gimbal

CAT NO.	SPECIFICATIONS
EL477CT5W, B, C	18W, 1200 lm, 2700K - 5000K



Round Adjustable Baffle PAR38 Gimbal

CAT NO.	SPECIFICATIONS
EL476CT5W, B, BZ	18W, 1200 lm, 2700K - 5000K



6" Round Reflector Insert with 5-CCT Switch & 3-Lumen Switch

CAT NO.	SPECIFICATIONS
EL637CT5W, BB	14W, 18W, 24W, 1000 - 1500 - 2000 lm, 2700K - 5000K

\*Finishes: **W** - All White, **B** - Black, **B** - Black w/White Ring **BZ** - All Bronze, **C** - Chrome w/White Ring

# Compatible Products

For use with Dedicated 6" IC LED Housings



## 6" Cedar™ LED Light Engines



**Round Reflector**

**E610R**

Finishes:

(W, B, BZ, C, G, H)



**Round Drop Glass**

**E612R**

Finishes:

(W, B, BZ, C, G, H)



**Round Baffle**

**E614R**

Finishes:

(W, B, BZ)



**Round Adjustable Baffle**

**E616R**

Finishes:

(W, B, BZ)



**Round Adjustable Reflector**

**E617R**

Finishes:

(W, B, BZ, C, H)

### PRODUCT NUMBER BUILDER

6" LED Module & Driver	Style	Lumens	Color Temperature	Finish
<b>E6</b>				
<b>10R</b>	Round Reflector	<b>08</b> 850 lm (10.5W)	<b>27</b> 2700K	<b>W</b> All White
<b>12R</b>	Round Drop Glass	<b>12</b> 1250 lm (15.7W)	<b>30</b> 3000K	<b>B</b> Black w/White Ring
<b>14R</b>	Round Baffle		<b>35</b> 3500K	<b>BZ</b> All Bronze
<b>16R</b>	Round Adjustable Baffle		<b>40</b> 4000K	<b>C</b> Chrome w/White Ring
<b>17R</b>	Round Adjustable Reflector		<b>50</b> 5000K	<b>G</b> Gold w/White Ring
			<b>SD</b> Sunset Dimming	<b>H</b> Haze w/White Ring



# Compatible Products

For use with Dedicated 6" IC LED Housings



## 6" Ply™ 120/277V LED Inserts



Round Insert with 5-CCT  
and 3-Lumen Switch

**EL685CT5D**

Finishes:  
(W, BB, CW, HW)



Round Insert

**EL695**

Finishes:  
(DCW)

\*Finishes: **W** - All White, **BB** - All Black, **H** - All Haze, **HW** - Haze w/White Ring

\*Must be used with PLY™ Housings for 0-10V dimmability (EL770ICDXA, EL770RICDXA, EL76FICDXA, EL760ICDXA, EL760RICDXA).  
With non-ply housing this is non-dimmable, 120-277V input only.

## 6" Ply™ 120/277V Adjustable LED Inserts



Round Adjustable Pull Down

**EL697**

Finishes:  
(DXW, DXB, DXBZ)

### ACCESSORIES



Interchangeable Lens  
(For EL697 Series only)

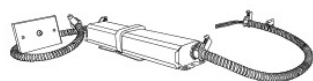
**EP710C** 20° Beam  
**EP712C** 60° Beam

### PRODUCT NUMBER BUILDER

6" 120/277V Adjustable LED Inserts	Style	Color Temperature	Finish
<b>EL6</b>	<b>97</b> Round Adjustable	<b>27D</b> 2700K (850 lm) <b>30D</b> 3000K (900 lm)	<b>DXW</b> All White <b>DXB</b> All Black <b>DXBZ</b> All Bronze

\*Must be used with PLY™ Housings for 0-10V dimmability (EL770ICDXA, EL770RICDXA, EL76FICDXA, EL760ICDXA, EL760RICDXA).  
With non-ply housing this is non-dimmable, 120-277V input only.

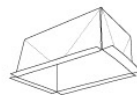
## 6" Accessories



Emergency Battery Backup



Fire Cover



Fire Enclosure



Mica Fire Tape

CAT NO.	SPECIFICATIONS	CAT NO.	SPECIFICATIONS	CAT NO.	SPECIFICATIONS	CAT NO.	SPECIFICATIONS
KEM-LD5	8W, 120/277V	FIRECVR	9 3/4" H x 17" O.D.	FIREENCL	20 3/8" L x 14 3/8" W	FIRETAPE	3/4" W x 16' L
				FIREENCL-S	Shallow, 16" L x 14 3/8" W		